

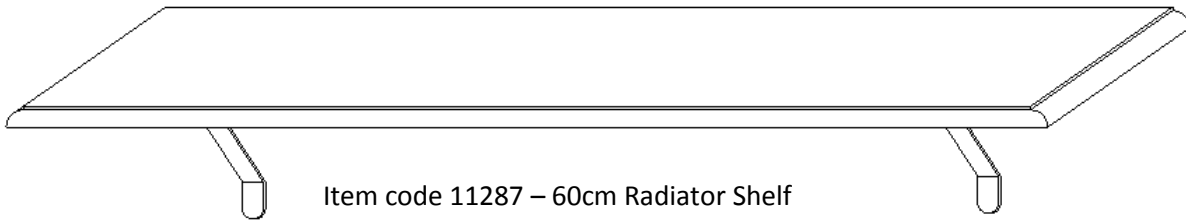
Radiator Shelf

11287 - 11289

Instructions for Use

Please read and retain these instructions for future reference

v001: 23/10/18



Item code 11287 – 60cm Radiator Shelf

Item code 11288 – 90cm Radiator Shelf

Item code 11289 – 120cm Radiator Shelf

Parts

Ideal for light-weight ornaments.

Heat resistance: 70°C. for up to 12 hours max continuous heat.

Max Weight: 10KG


Tools required: 1x Philips screwdriver (not included)

2-person assembly

Please inspect all parts prior to assembly

No.	Picture	Description	Quantity
A		Top 1.8cm x60/90/120cm x15cm	1 Pc
1		Brackets	2 Pcs
2		Tapping Screws 3 x14mm	4 Pcs

ASSEMBLY INSTRUCTIONS:




Step 1: Using a Philips screwdriver, fit brackets in pre-drilled holes with 2x tapping screws on both sides.

Head Office, 11 Bridge Street,
Bishop's Stortford CM23 2JU
Tel: 0844 482 4400*
Fax: 01279 756 595
www.coopersofstortford.co.uk

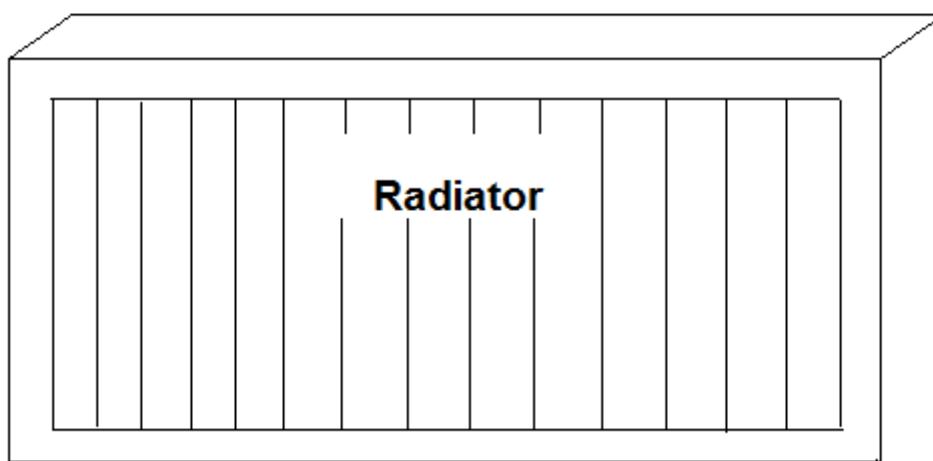
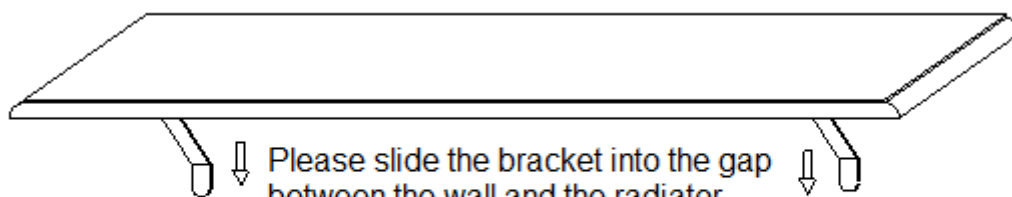
Coopers
OF STORTFORD

*Calls cost 7 pence per minute plus your
telephone company's network access charge

Fully assembled:



To fit shelf to radiator:



Regularly check that all fittings remain tight

CARE AND CLEANING INSTRUCTIONS:

- Wipe with a clean dry cloth.

DISPOSAL

- Dispose of all packaging, paper, cartons, plastic and plastic bags in accordance with your local recycling regulations.
- At the end of the product's lifespan please dispose of it at an authorised household waste recycling centre.