

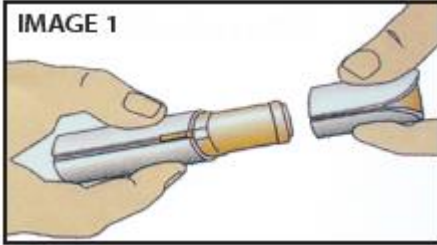
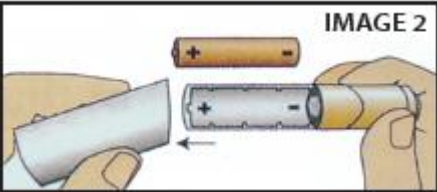
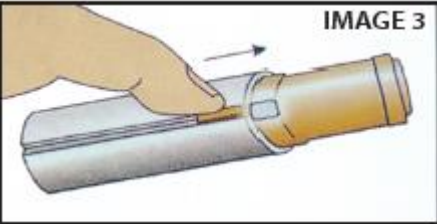
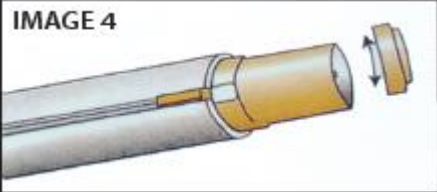

Lipstick Hair Remover H663 BLK/RE/LEO Instructions for Use

Please read and retain these instructions for future reference

v001: 11/07/22

INSTRUCTIONS FOR USE:

NOTE: Prior to first use, test on a small area. If any sensitivity or allergic reactions occur, discontinue use immediately. Do not use on sensitive or irritated skin.

<p>Installing/Changing Battery</p> <ul style="list-style-type: none">Remove the cap (Image 1)Grab the upper section of the unit with one hand, the bottom half with the other, and pull apart (Image 2) to reveal the battery chamberPlace 1x 1.5V DC AA battery (not included) into the compartment, making sure the positive pole (+) is facing the bottom of the unit.	 <p>IMAGE 1</p>
<ul style="list-style-type: none">Slide/snap the unit's bottom casing back into place (Image 2)	 <p>IMAGE 2</p>
<p>How to Use</p> <ul style="list-style-type: none">Remove the cap (Image 1)Slide the gold switch located on the side of the unit upward into the "ON" position (Image 3). The light will automatically turn on when the unit is "ON".Gently press the head of the unit flat against your skin. The unit should not be at an angle. Make small circular motions to remove unwanted hair. (Image 5).NOTE: It is normal for the head to become warm with use.	 <p>IMAGE 3</p>
<p>Cleaning (Be sure unit is off)</p> <ul style="list-style-type: none">Twist the rotating hair removal head counter-clockwise and lift off (Image 4).After each use, clean the head by using a brush (included) to wipe away the hair residue.Empty any hair from the body of the unit by turning it over and gently tapping the sides.To put the hair removal head back on the unit, line up the "groove" indicators on the cap with those on the unit and twist clockwise (Image 4).	 <p>IMAGE 4</p>
<p>Tips & Pointers</p> <ul style="list-style-type: none">For superior results, use on hair 1/4" length or less.If the unit begins to slow down, clear the hair removal head and body of any hair residue. If the unit is still running slowly change the battery.Gentle enough to use every day.For airbrush-like make-up application, use daily.	 <p>IMAGE 5</p>

**COOPERS
OF STORTFORD**

UK Head Office, 11 Bridge Street, Bishop's Stortford, CM23 2JU

Tel: 0844 4824400*, Fax: 01279 756595

www.coopersofstortford.co.uk

EU address: D.S.B. LD, 160 Bd. de Fourmies, 59100 Roubaix, France

Tel: (+44) 1279 701269

*UK Calls cost around 7 pence per minute plus your telephone company's network access.

Please check with your telephone supplier.

Lipstick Hair Remover H663 BLK/RE/LEO Instructions for Use

Please read and retain these instructions for future reference

v001: 11/07/22

WARNING:

- Do not use on irritated skin. Discontinue use if skin irritation occurs.
- Exercise caution when using around eyes.
- Do not rinse trimmer head under water.
- Do not submerge unit under water.
- Store in a cool dry place when not in use.


BATTERIES:

- Keep batteries away from children and pets.
- Do not mix used and new batteries.
- Remove the batteries if left for long periods.
- Never dispose of batteries in a fire.
- Battery disposal, spent or expired batteries must be properly disposed of and recycled in compliance with local regulations. For detailed information, contact your local authority.
- Follow the battery manufacturer's safety, usage, and disposal instructions.

DISPOSAL

- Coopers of Stortford use recyclable or recycled packaging where possible.
- Please dispose of all packaging, paper, cartons, packaging in accordance with your local recycling regulations.
- Plastics, polybags – This product contains the following recyclable plastic.



Code & Symbol	 OTHER
Type of Plastic	ABS
Commonly used for	CD's, crisp packets, various flexible packaging, baby bottles, sunglasses lenses
Notes	Not often or widely recycled

- At the end of the product's lifespan please check with your local council authorised household waste recycling centre for disposal.



**COOPERS
OF STORTFORD**

UK Head Office, 11 Bridge Street, Bishop's Stortford, CM23 2JU

Tel: 0844 4824400*, Fax: 01279 756595

www.coopersofstortford.co.uk

EU address: D.S.B. LD, 160 Bd. de Fourmies, 59100 Roubaix, France

Tel: (+44) 1279 701269

*UK Calls cost around 7 pence per minute plus your telephone company's network access.

Please check with your telephone supplier.