

Technical Details

Dimensions:

Height: 152cm


Diameter: 50cm

Batteries:

3x 1.5V AA batteries (not included)

3 Ground fixing rods included

For outdoor use.





Assembly instructions

- Attach three feet onto the base.
- Insert the ground fixing rods provided into the feet holes and pummel them into the ground until secure.
- Connect the supporting rods one by one into a straight rod.
- Mount the lights on the rod. (Make sure to line up the pentagram on the top of supporting rod.)

NOTE

- The spiral tree must be operated by 3pcs of 1.5V AA batteries (batteries are not provided).
- This light is made of super bright LEDs, which are not exchangeable.
- This fixture can be operated in 8 modes (refer battery box for specific information). Press the button on the battery box can change the mode.
- This fixture uses a unit inside which contains a timer of 6 hours. That means it can work for 6 hours and will turn off for the next 18 hours. After that, the second cycle will begin automatically. It is suggested to use this light at night for the first time.



BATTERIES

- Keep batteries away from children and pets.
- Do not mix used and new batteries.
- Remove the batteries if left for long periods.
- Never dispose of batteries in a fire.
- Battery disposal, spent or expired batteries must be properly disposed of and recycled in compliance with local regulations. For detailed information, contact your local authority.

DISPOSAL

- Dispose of all packaging, paper, cartons, plastic and plastic bags in accordance with your local recycling regulations.
- At the end of the product's lifespan please dispose of it at an authorised household WEEE waste recycling centre.

