



Please read these instructions before use and save for future reference

Opening the battery compartment and replacing the used batteries does require some hand dexterity. If you find this a struggle please ask someone to do this for you.

1. Insert 4x AA alkaline batteries (not included) and close the cover.

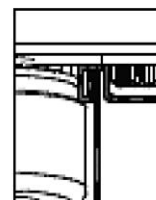


Observe the correct polarity when fitting AA batteries. Replace the cover, ensuring the clip on the front is correctly located.

2. Insert the edge of the can in between the blade and the gear.



3. Put the can opener down fully on the can without any space between them.



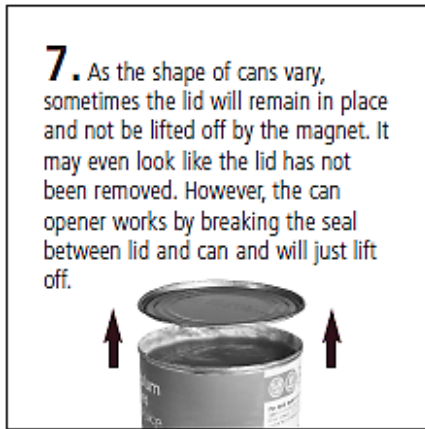
4. Press the switch and turn it on.

5. The can opener rotates on the can. When the can opener passes where it started, press the button to stop.



6. For your convenience, a magnet in the centre of the can opener will keep hold of the lid.





OPERATION AND CAUTION NOTES

- Read instructions carefully before using this unit.
- This is not a toy. Please keep out of the reach of children.
- Please ensure you use good quality alkaline batteries.
- The blade is sharp, do not touch whilst operating.
- Remove the batteries if left for long periods.
- Store the unit in a cool, dry place.
- Use a clean damp cloth to wipe the surface of the can opener but do not wash it under running water or other liquid. Do not use solvents and abrasives when cleaning.


BATTERIES:

- Keep batteries away from children and pets.
- Do not mix used and new batteries.
- Install batteries in accordance with its polarity symbols.
- Remove the batteries if left for long periods.
- Never dispose of batteries in a fire.
- Battery disposal, spent or expired batteries must be properly disposed of and recycled in compliance with local regulations. For detailed information, contact your local authority.
- Follow the battery manufacturer's safety, usage, and disposal instructions.

DISPOSAL

- Coopers of Stortford use recyclable or recycled packaging where possible.
- Please dispose of all packaging, paper, cartons, packaging in accordance with your local recycling regulations.
- Plastics, polybags – this is made from the following recyclable plastic.



Code & Symbol	 OTHER
Type of Plastic	ABS
Commonly used for	CD's, crisp packets, various flexible packaging, baby bottles, sunglass lenses
Notes	Not often or widely recycled

- At the end of the product's lifespan please check with your local council authorised household waste recycling centre for disposal.

