

Anti-Fungal Shower Door Seal G262 Instructions for Use

Please read and retain these instructions for future reference

v002: 18/05/20



- Suitable for glass thickness from 4mm to 6mm
- Seals gaps up to 1.6cm deep
- Easy push fit – no gluing needed
- Length 1m, can easily be cut to fit.

Instructions for Use

- Soften shower door seal in warm water before applying.
- Simply slide onto the base of the shower door (Fig. 1).
- If the door measures less than the shower seal then use a suitable sharp tool (scissors or sharp knife) to carefully cut to size (Fig. 2).

Fig. 1

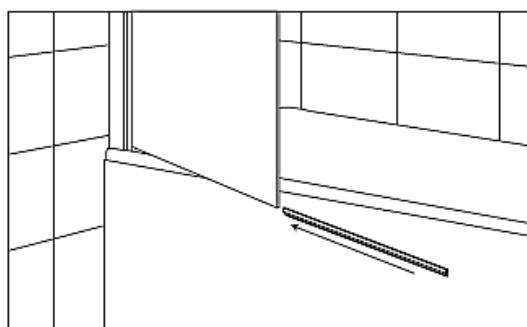
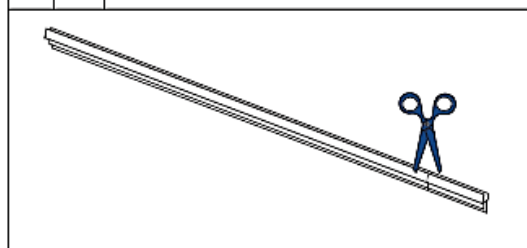


Fig. 2





CARE AND CLEANING INSTRUCTIONS:

- Wipe with a dry cloth.

DISPOSAL

- Coopers of Stortford use recyclable or recycled packaging where possible.
- Please dispose of all packaging, paper, cartons, packaging in accordance with your local recycling regulations.
- Plastics, polybags – contains the following recyclable plastic.



Code & Symbol	 PVC	 LDPE
Type of Plastic	Polyvinyl Chloride	Low Density Polyethylene
Commonly used for	Pipes, construction material, flooring, windows, guttering, blister packs	Shopping bags, bread bags, squeeze bottles, stretch/pallet wrap, bubble wrap, multi-pack can holders
Notes	Not usually collected from household recycling bins, Sometimes recycled at local waste management centres.	Usually recyclable supermarket deposit points. Check other plastic films as any non-polythene film e.g. cling film, crisp packets film lids

- At the end of the product's lifespan please check with your local council authorised household waste recycling centre for disposal.