

Mini Foldable Scaffolding

G280

Instructions for Use

Please read and retain these instructions for future reference

v002: 18/11/20



Dimensions (open):

140cm x 78cm x 135cm

2 inflatable wheels

Weight:

21kg

Max weight load: 150kg

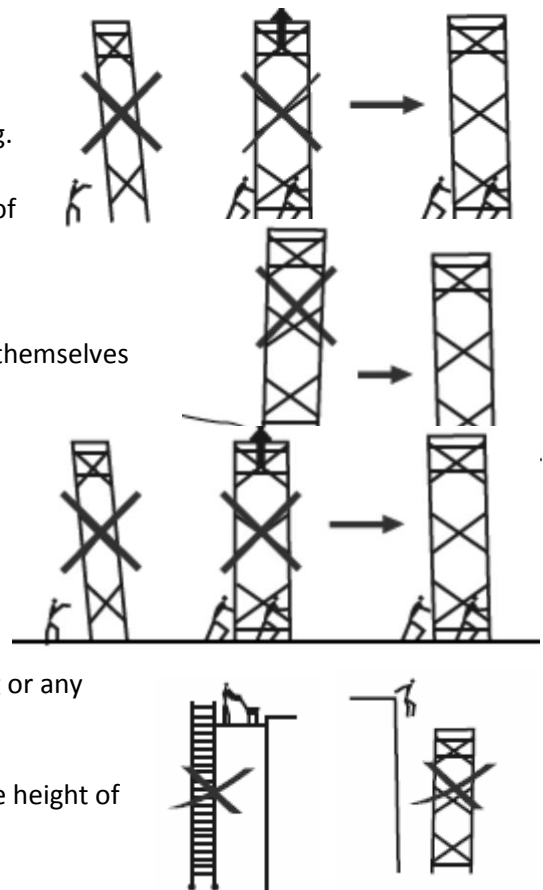
Caution:

- Do not use mini scaffolding in high winds.
- Do not leave children unsupervised near the scaffolding.
- Do not use solvent based detergents to clean the scaffolding.
- Use scaffolding only on a level stable surface.
- Do not move the scaffolding with a person standing on top of it.
- Fold up scaffolding after each use to avoid accidents.

Anybody using or assembling this scaffolding should familiarize themselves with the contents of this manual.

Warnings:

- The maximum load is 150kg.
- The scaffolding must be positioned on a flat stable surface
- Do not move this scaffolding when a person stands on it
- Do not use or move this scaffolding in high winds exceeding 45km/h
- Do not use to bridge gap between scaffolding and a building or any other structure
- Do not jump or hang from the scaffolding
- Do not alter or modify or use any accessories to increase the height of the scaffolding
- Do not position the shelf on the third tier
- Do not lean over the security rail
- This scaffolding is solely for domestic use



IMPORTANT:

WHEN using the scaffolding it must rest on its four legs. The 2 wheels are only to be used for moving the scaffolding.

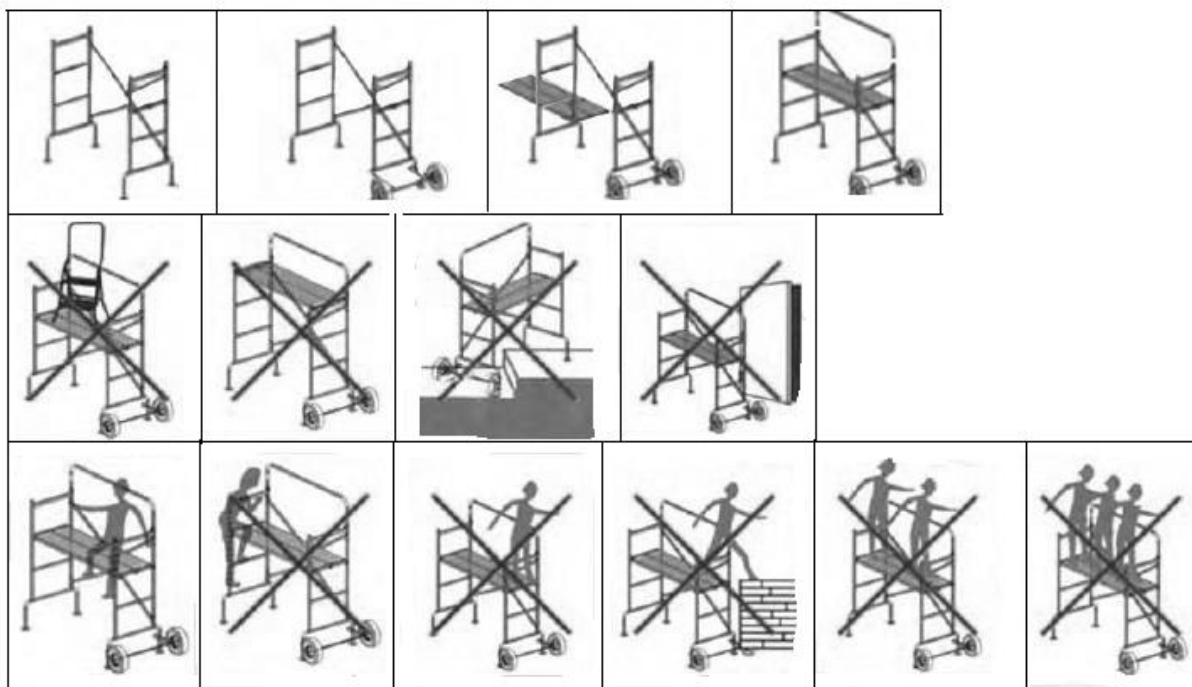
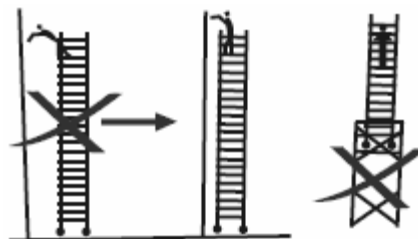
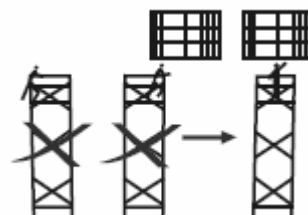
Warning:

Any modification of the product or use other than stated in this manual may cause malfunctioning which may result in material and personal damages.

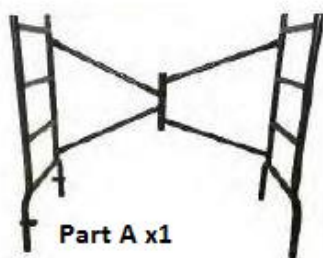
THIS PRODUCT MUST BE ASSEMBLED BY AN ADULT.

Warning: Do not use this scaffolding if any part is damaged or missing.

Warning: Faulty assembly or wrong positioning of this scaffolding can be dangerous.



Parts



Part A x1



Part B x1



Part C x1



Part E x2



Part D x4



Part F x2



1. washer x2



2. screw x2



3. Small washer x2



4. nut x2



5. pin x2




6. large washer x2

Step 1

Unfold part A and connect with part B using fixings 2, 3 and 4.

Step 2

Connect part C with part A using washers 1.



Step 3

Connect part D and part A.



Step 4

Assemble the rubber wheels part F with part C using fixings 5.

Step 5

Assemble part E and part A.




CARE AND CLEANING INSTRUCTIONS:

- Wipe with a clean dry cloth.

DISPOSAL

- Coopers of Stortford use recyclable or recycled packaging where possible.
- Please dispose of all packaging, paper, cartons, packaging in accordance with your local recycling regulations.
- Plastics, polybags – Contains the following recyclable plastic.



Code & Symbol	
Type of Plastic	Polypropylene
Commonly used for	Microwaveable food containers, yoghurt pots, butter tubs, disposable plates and cups
Notes	Commonly recycled and collected from household recycling bins (packaging tape itself not recyclable but does not interfere with cardboard)

- At the end of the product's lifespan please check with your local council authorised household waste recycling centre for disposal.

Mini Foldable Scaffolding

G280

Instructions for Use

Please read and retain these instructions for future reference

v002: 18/11/20



*Calls cost 7 pence per minute plus your
telephone company's network access charge

Head Office, 11 Bridge Street,
Bishop's Stortford CM23 2JU
Tel: 0844 482 4400*
Fax: 01279 756 595
www.coopersofstortford.co.uk

Coopers
OF STORTFORD