












## Parts List

x2	
x1	
x5	
x2	
x1	
x16	
x2	
x18	
x2	
x18	
x10	

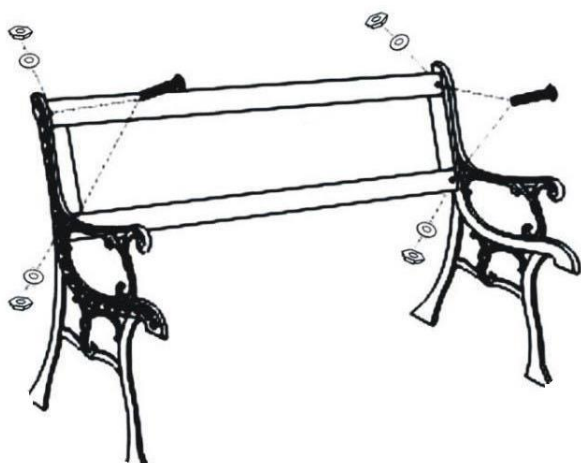


### Dimensions:

125cm x 52cm x 76cm

- Slatted wooden bench seat that curves slightly at the back for added comfort
- Cross lattice & swirl design back
- Metal arms
- Ideal for 2 people
- Weatherproof & anti-rust
- Max weight load: 230kg
- 2 people assembly recommended.

## Assembly instructions



### Step 1

Connect arm rests with back panel with bolts and nuts where shown. Loosely tighten only at this stage.

**COOPERS**  
OF STORTFORD

UK Head Office, 11 Bridge Street, Bishop's Stortford, CM23 2JU

Tel: 0844 4824400\*, Fax: 01279 756595

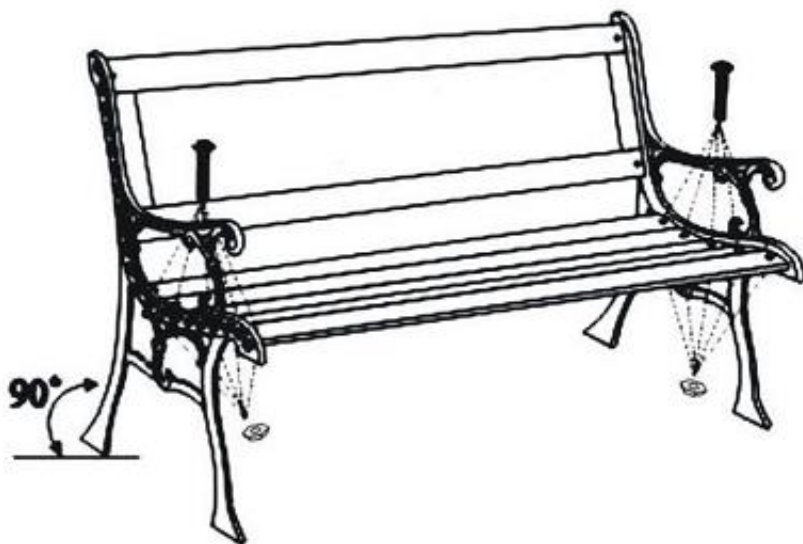
[www.coopersofstortford.co.uk](http://www.coopersofstortford.co.uk)

EU address: D.S.B. LD, 160 Bd. de Fourmies, 59100 Roubaix, France

Tel: (+44) 1279 701269

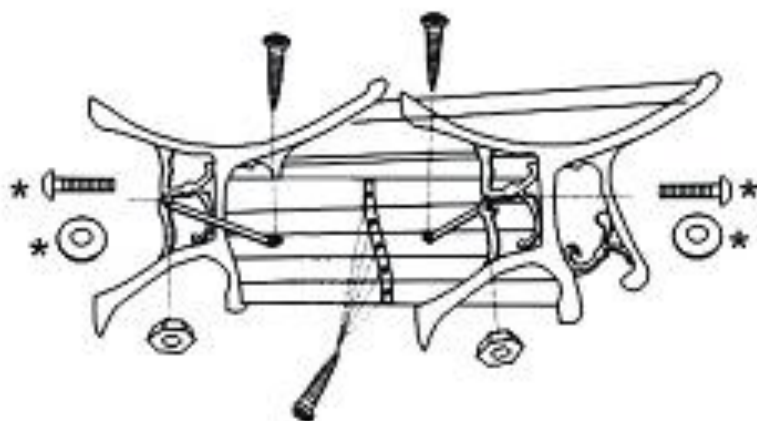
\*UK Calls cost around 7 pence per minute plus your telephone company's network access.

Please check with your telephone supplier.



### Step 2

Fit 5 slats across using 5x bolts and 5x washers on both sides as shown. Ensure the rear legs of the bench are at a 90 degree angle. Do not tighten bolts fully.



### Step 3

Turn bench upside down and use screws to fasten the strap vertically across the slats and attach the stabilisers. Use 2x screws on the wooden slats and 2x short bolt and washer on the metal.

Go around and fasten all bolts and screws.

### Maintenance

- Periodically check all screws and bolts for tightness.
- Cover or protect from adverse weather.

### DISPOSAL

**COOPERS  
OF STORTFORD**

UK Head Office, 11 Bridge Street, Bishop's Stortford, CM23 2JU

Tel: 0844 4824400\*, Fax: 01279 756595

[www.coopersofstortford.co.uk](http://www.coopersofstortford.co.uk)

EU address: D.S.B. LD, 160 Bd. de Fourmies, 59100 Roubaix, France

Tel: (+44) 1279 701269

\*UK Calls cost around 7 pence per minute plus your telephone company's network access.

Please check with your telephone supplier.

- Dispose of all packaging, paper, cartons, plastic and plastic bags in accordance with your local recycling regulations.
- At the end of the product's lifespan please dispose of it at an authorised household waste recycling centre.

