

**Dimensions:**

21cm x7cm x5cm

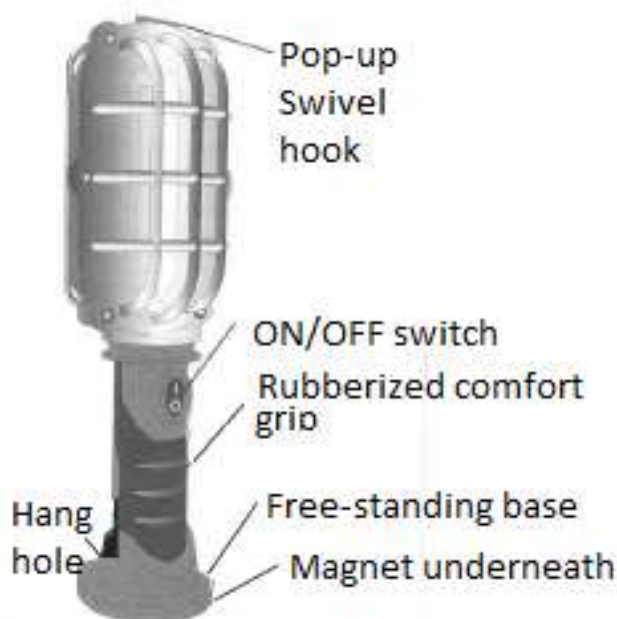
Requires 3x AA batteries (not included)

- Ultra bright work light
- hands free, cordless and heavy duty

DC4.5V

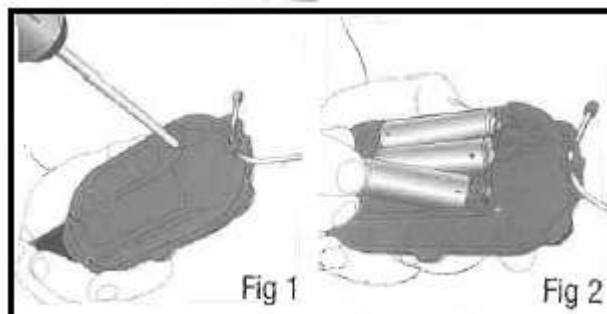
**WARNING:****Contains magnet!****Not suitable to those who have pacemaker, defibrillator or other medical implants.****Failure to follow this warning can result in serious injury.****ASSEMBLY INSTRUCTIONS / INSTRUCTIONS FOR USE:**

Unpack the components carefully. Please check all parts have been removed from the packaging.



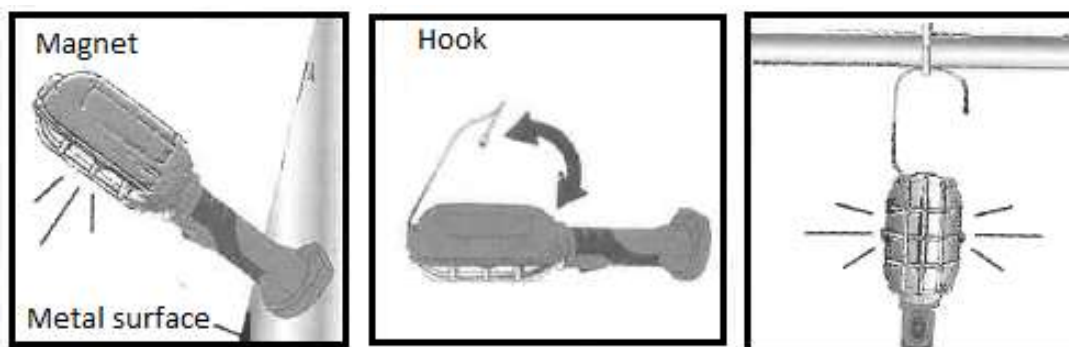
### Installing the batteries

1. Remove the screws from the back and place cover aside (Fig. 1).
2. Install 3x AA batteries (not included) as shown in compartment (Fig. 2).
3. Replace cover and screw back into place.  
NOTE: When light is dim or no longer turns on, the batteries need to be replaced.



### Using the magnet and hook

Super Lite has two convenient hands-free options to shine extra light where you need it:



### Care and Maintenance

Store your Super Lite in a cool, dry place. If needed, wipe clean with a non-abrasive cloth.

### Warning


- Vision may be impaired when looking directly into light.
- Do not expose Super Lite to wet or damp areas. Use only in a dry location.
- Do not allow any liquid to get inside Super Lite. Do not submerge in any liquid.
- Super Lite is intended for household use.

### BATTERIES

- Keep batteries away from children and pets.
- Do not mix used and new batteries.
- Install batteries in accordance with its polarity symbols.
- Remove the batteries if left for long periods.
- Never dispose of batteries in a fire.
- Battery disposal, spent or expired batteries must be properly disposed of and recycled in compliance with local regulations. For detailed information, contact your local authority.
- Follow the battery manufacturer's safety, usage, and disposal instructions.

**DISPOSAL**

- Dispose of all packaging, paper, cartons, plastic and plastic bags in accordance with your local recycling regulations.
- Plastics – This is made from the following plastic.

Code & Symbol	
Type of Plastic	Polypropylene
Commonly used for	Microwaveable food containers, yoghurt pots, butter tubs, disposable plates and cups
Notes	Commonly recycled and collected from household recycling bins (packaging tape itself not recyclable but does not interfere with cardboard)

- At the end of the product's lifespan please dispose of it at an authorised household WEEE waste recycling centre.

