

**ASSEMBLY INSTRUCTIONS / INSTRUCTIONS FOR USE:**

Unpack the components carefully. Please check all parts have been removed from the packaging.  
Contains: 1 x 12VDC, 7.2W mains adaptor. Must be connected Indoors only.

**This product is for indoor use only. DO NOT USE OUTDOORS.**

**Installation**

1. Assemble the tree stand and place on a level surface.
2. Pull apart the legs of the stand so that they are "X" shaped.  
Carefully insert the tree into the assembled stand. Make sure the pole is firmly inserted into stand.  
Lock the stand in position with the single eye bolt on the outside.
3. Create the shape of the tree by gently expanding the tree branches.
4. Only use with the mains adaptor provided.

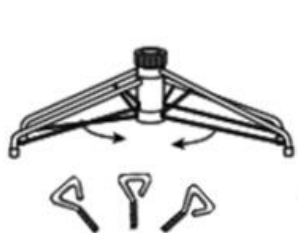


Fig. 1

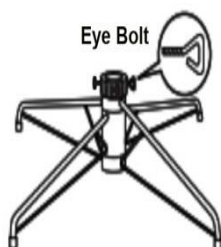


Fig. 2

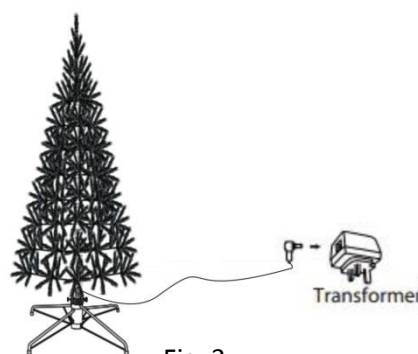


Fig. 3

5. Connect the light chain cable into the socket of the transformer, then plug the transformer into the mains, the tree will light up, the colour will change and shimmer, enjoy the stunning colour changing effect.
6. When the tree is assembled, please add the plastic star tips to the end of the branches.

**Note: For festive use only, not intended for consecutive use over 90 days each season.**

**Some flocking and glitter falling off during delivery in carton and setup is normal.**

**Please do not treat as a toy and keep it out of reach of small children.**

**Warnings**

- The product is for indoor use only.
- Do not connect this tree set to the supply while in packaging.
- Always turn off the lights overnight or if unattended.
- Never allow any part of the set to come into contact with a source of heat or flame.
- This product is for use as a decoration only. Please do not treat as a toy and keep it out of reach of small children.
- Remove all ornaments and decoration from the trees before storage
- Do not store tree in a damp area or in an area where the temperature exceeds 40 degrees Celsius

## PLUG WIRING (UK & IRELAND)

This appliance is supplied with a mains adaptor/charger with BS1363 plug pins.




**DO NOT** use if the socket outlets in your home or office are not suitable for this product's mains adaptor/charger plug pins. Attempts to insert the mains adaptor/charger into the wrong socket is likely to cause electric hazard or damage.

**DO NOT** use with any other mains transformer/charger than the one that is supplied with this product.

## DISPOSAL

- Coopers of Stortford use recyclable or recycled packaging where possible.
- Please dispose of all packaging, paper, cartons, packaging in accordance with your local recycling regulations.
- Plastics, polybags – this is made from the following recyclable plastics.



Code & Symbol	 PVC	 LDPE	 PP
Type of Plastic	Polyvinyl Chloride	Low Density Polyethylene	Polypropylene
Commonly used for	Pipes, construction material, flooring, windows, guttering, plaster packs	Shopping bags, bread bags, squeeze bottles, stretch/pallet wrap, bubble wrap, multi-pack can holders	Microwaveable food containers, yoghurt pots, butter tubs, disposable plates and cups
Notes	Not usually collected from household recycling bins, Sometimes recycled at local waste management centres.	Usually recyclable supermarket deposit points. Check other plastic films as any non-polythene film e.g. cling film, crisp packets film lids	Commonly recycled and collected from household recycling bins (packaging tape itself not recyclable but does not interfere with cardboard)

- At the end of the product's lifespan please check with your local council authorised household waste recycling centre for disposal.

