

Colour Changing Air Purifier

G849 v01: 08/07/20

Please read and retain these instructions for future reference

BERGSTRÖM



Technical details

220V-240V A.C., 50Hz, 10W

Capacity: 700ml

Cover area: 30sqm

Warning

For best results and therapeutic effects, use only water-soluble oil such as aroma concentrate or solution. DO NOT use essential oil, fragrance oil or any non-water soluble essence.

Dimensions

18cm x16cm

Composition

Inside: PET/Outside: ABS

LED lights not replaceable

- AIR PURIFIER, HUMIDIFIER AND IONISER IN ONE FOR CLEANER PURER AIR
- WITH A COLOUR CHANGING LED LIGHT INSIDE FOR CALMING AMBIENCE AND NIGHT LIGHT
- IDEAL FOR THE BEDSIDE HELPING YOU TO BREATHE IN CLEANER AIR WHILE YOU SLEEP
- SIMPLY FILL WITH WATER AND IT WILL ALSO NATURALLY HUMIDIFY THE AIR WHILE THE IONISER WORKS TO PURIFY THE AIR
- YOU CAN ALSO CHOOSE TO ADD YOUR OWN AROMATHERAPY OILS (NOT INC) INTO THE WATER FOR ULTIMATE RELAXATION
- 700ML CAPACITY
- IDEAL FOR ROOMS UP TO 30 SQUARE METERS
- PLUG IN

Parts



User instructions

1. Do not connect the plug or turn on the air purifier when adding water.
2. Remove the cover, fill the bowl with water until the level is between the "MIN" and "MAX" marking on

*Calls cost 7 pence per minute plus your telephone company's network access charge

The Enterprise Department
Head Office: 11 Bridge Street
Bishop's Stortford, CM23 2JU
Tel: 0844 482 4400*
Fax: 01279 756 595
www.coopersofstortford.co.uk

the bowl.

3. Add a few drops of aroma concentrate or solution into the water.
4. Replace the cover making sure it is properly fitted onto the bowl.
5. Connect the plug and turn the machine on.
6. After some time in operation, switch off the unit and unplug it to add more water when the water level is below the "MIN" marking on the bowl. Add a few drops of aroma concentrate when the aroma becomes unnoticeable. Change the water when it becomes dirty.

The cable

This appliance is fitted with a moulded BS 1363 **13-amp** plug. If you have to replace the fuse, only those that are ASTA or BSI approved to BS1362 and with a rated current of **13-amperes** should be used.




If there is a fuse cover fitted, this cover must be re-fitted after changing the fuse. If the fuse cover is lost or damaged the plug must not be used. Spare fuse holders and fuses are available from electrical outlets. If the socket outlets in your home or office are not suitable for this product's plug, the plug must be removed and disposed of safely.

Attempts to insert the plug into the wrong socket is likely to cause electric hazard.

DISPOSAL

- Coopers of Stortford use recyclable or recycled packaging where possible.
- Please dispose of all packaging, paper, cartons, packaging in accordance with your local recycling regulations.
- Plastics, polybags – Contains the following recyclable plastic.



Code & Symbol	 PETE	 LDPE	 OTHER
Type of Plastic	(Inside) Polyethylene Terephthalate	(packing bag) Low Density Polyethylene	(Outside) ABS
Commonly used for	Soft drink and juice bottles, shampoo bottles, meat trays, fruit punnets	Shopping bags, bread bags, squeeze bottles, stretch/pallet wrap, bubble wrap, multi-pack can holders	CD's, crisp packets, various flexible packaging, baby bottles, sunglass lenses
Notes	Commonly recycled and collected from household recycling bins. Check with your local authority	Usually recyclable supermarket deposit points. Check other plastic films as any non-polythene film e.g. cling film, crisp packets film lids	Not often or widely recycled

- At the end of the product's lifespan please check with your local council authorised household waste recycling centre for disposal.

