

# Manual Food Slicer

H091 v01: 06/07/20

Please read and retain these instructions for future reference

*Basilico* 

## Dimensions

31cm w x 20cm h x when fold 15cm d x when flat 30cm



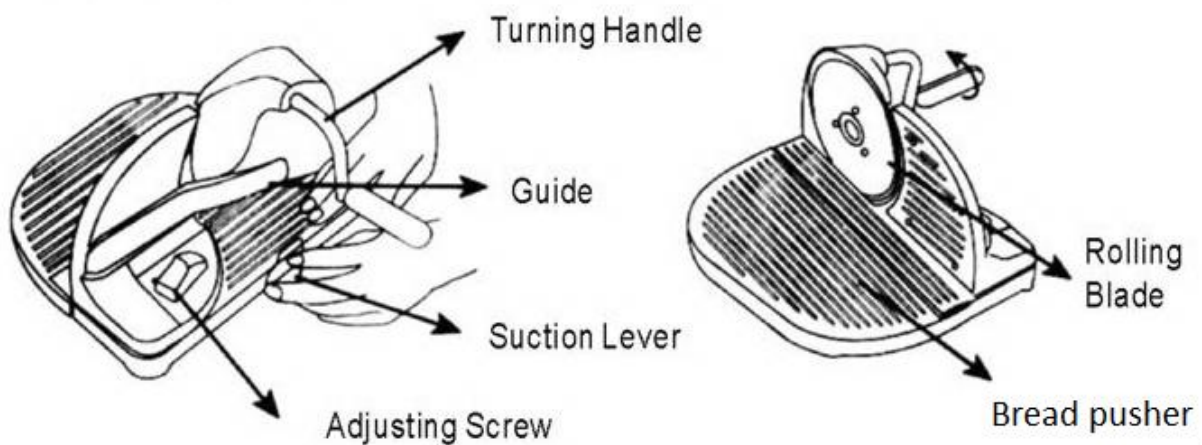
- Eco friendly, no electricity used
- Choose the thickness you're in the mood for, thick doorstop sandwiches or thinner toast
- Fast, precise with manual handle
- Simply place the loaf on the base, set the thickness required and rotate handle to slice
- Plastic end keeps bread in place when cutting
- Large suction bottom for stability and safety
- Base folds away for compact storage

**CAUTION: RECOMMENDED FOR USE BY PERSONS OF 18YRS OR OVER DUE TO SHARP BLADE.**

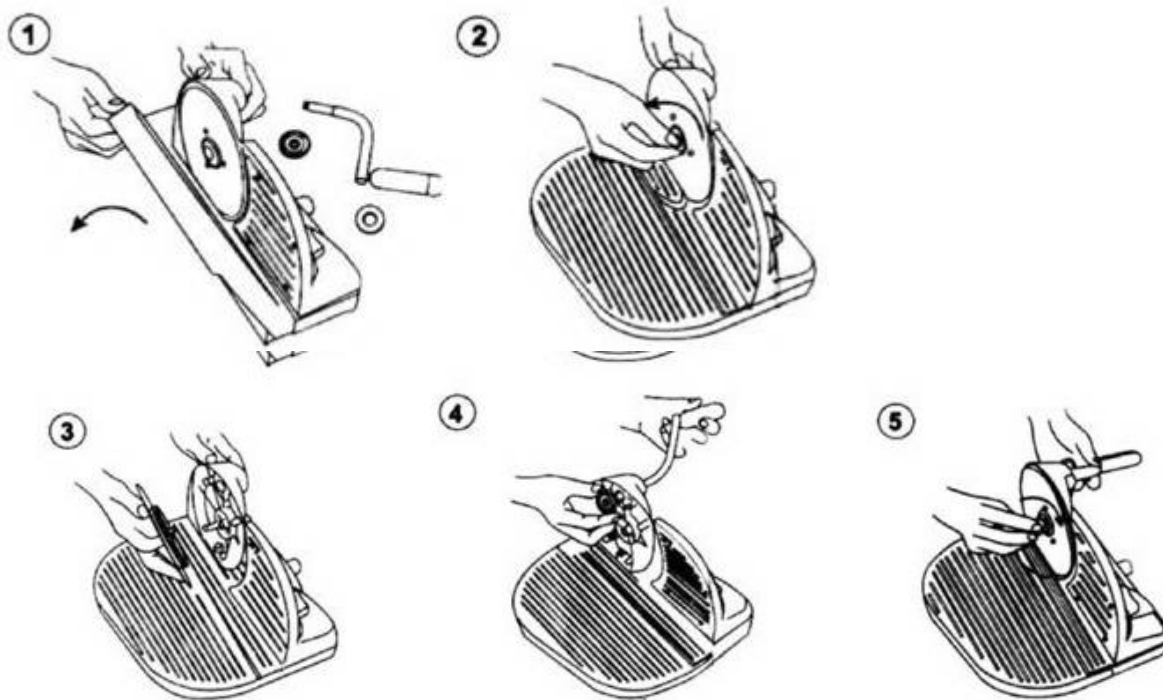
## ASSEMBLY INSTRUCTIONS / INSTRUCTIONS FOR USE:

Unpack the components carefully. Please check all parts have been removed from the packaging.

### Parts



## Installation Instructions



1. Turn down the base plate (Fig 1).
2. Carefully remove the slicing blade. (Fig. 2-3)
3. Put the gear and the handle into position (Fig. 4)
4. Carefully replace the slicing blade and screw it in tightly. (Fig. 5)

**Caution: Slicing blade is very sharp.**

## Instructions for Use

1. Wash slicer before first use.
2. Place unit on a table, slightly wet the suction pad and press the suction lever down to attach unit to the table.
3. Turn handle in a clockwise direction whilst pushing the bread slowly forward. Please exercise caution as the slicing blade is very sharp.
4. Adjust the thickness of the bread with the adjusting screw. Move the adjustment screw to get thicker slices.
5. Put the bread on the bread pusher which runs on the groove. This keeps your fingers away from the blade.
6. Turn the turning handle to turn the slicer wheel to cut. Caution: Slicer wheel is very sharp!
7. Clean after use.



## CARE AND CLEANING INSTRUCTIONS:

- Wipe with a damp cloth.

**DISPOSAL**

- Coopers of Stortford use recyclable or recycled packaging where possible.
- Please dispose of all packaging, paper, cartons, packaging in accordance with your local recycling regulations.
- Plastics, polybags – this is made from the following recyclable plastic. (delete those plastic symbols that are not applicable)



Code & Symbol	 PS	 OTHER
Type of Plastic	Polystyrene	ABS
Commonly used for	Insulation boxes, water cups, protective packaging inserts, take away containers	CD's, crisp packets, various flexible packaging, baby bottles, sunglass lenses
Notes	Not commonly recycled but waste management centres will recycle it.	Not often or widely recycled

- At the end of the product's lifespan please check with your local council authorised household waste recycling centre for disposal.