











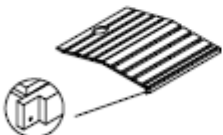
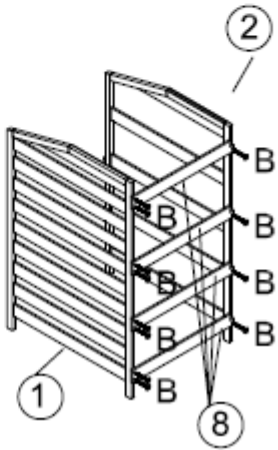




Hinged Wheelie Bin Store

H204 v001: 03/2/21

Please read and retain these instructions for future reference

GAINSBOROUGH
Garden & Wildlife

 <p>Dimensions: 131 x81 x125cm</p> <p>Composition: Fir Wood</p>		6		1PC	
		7		2PCS	
		8		8PCS	
1		2PCS	A	 3.5*40	6PCS
			B	 3.5*25	24PCS
			C	 3*20	8PCS
2		1PC	D	 3*16	12PCS
			E		2PCS
			F		2PCS
3		1PC			
4		1PC			
5		1PC			

2 people
assembly
required

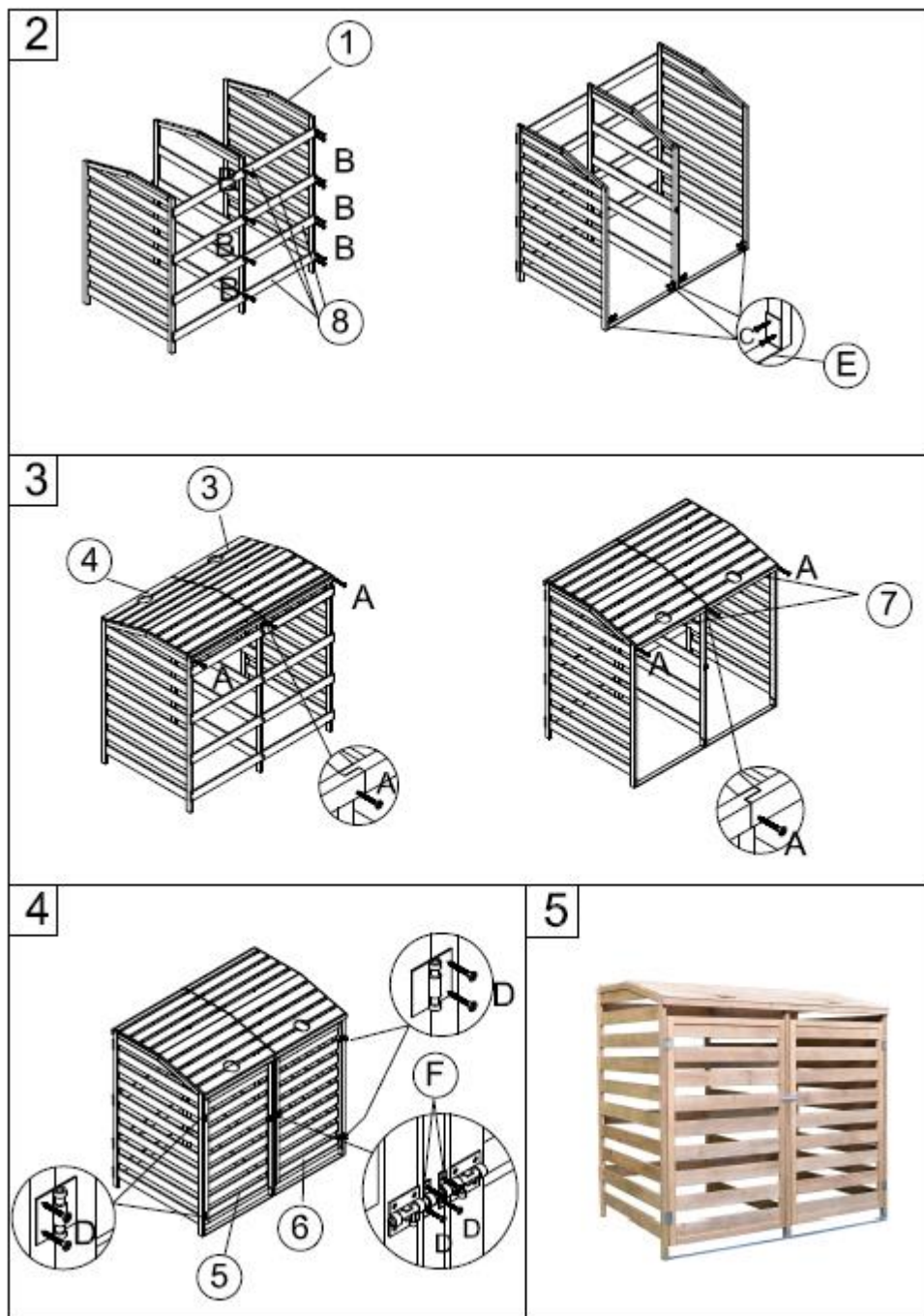
To assemble
place on a
smooth flat
surface

ASSEMBLY INSTRUCTIONS / INSTRUCTIONS FOR USE:

Unpack the components carefully. Please check all parts have been removed from the packaging.

*Calls cost 7 pence per minute plus your
telephone company's network access charge

The Enterprise Department
Head Office: 11 Bridge Street
Bishop's Stortford, CM23 2JU
Tel: 0844 482 4400*
Fax: 01279 756 595
www.coopersofstortford.co.uk



To be assembled as shown in steps 1 - 5

DISPOSAL

- Coopers of Stortford use recyclable or recycled packaging where possible.
- Please dispose of all packaging, paper, cartons, packaging in accordance with your local recycling regulations.
- At the end of the product's lifespan please check with your local council authorised household waste recycling centre for disposal.

