

# UV Clip on Parasol

Item No: H073

## Instructions for Use

v001: 10/12/25

Please read and retain these instructions for future reference

**GAINSBOROUGH**

Garden & Wildlife

### INSTRUCTIONS

1: Insert the parasol pole into the clamp bracket.



2: Loosen the screw on the clamp bracket.



3: Clip the clamp bracket onto the chair and tighten with your hand until secure.



Step 4: The bracket can be rotated 180° adjust to the suitable angle by pushing the button and release when in the selected angle. You can also angel the parasol by the flexible pole.



Step 5: Open the umbrella. Take care to close the umbrella in windy conditions.



**CARE AND CLEANING INSTRUCTIONS:**

- Do NOT use abrasive cleaners or sharp utensils to clean this product.
- Store the item in a cool, dry place.
- Wipe with a clean dry cloth.








**DISPOSAL**

We use recyclable or recycled packaging where possible

Please dispose of all packaging in accordance with your local authority’s recycling regulations

At the end of the product’s lifespan check with your local council authorized household waste recycling centre for disposal.

Plastic Polybags – this is made from the following recyclable.

Code & Symbol	 PETE	 HDPE	 PVC	 LDPE	 PP	 PS	 OTHER
Type of Plastic	Polyethylene Terephthalate	High-Density Polyethylene	Polyvinyl Chloride	Low Density Polyethylene	Polypropylene	Polystyrene	Please Specify (includes ABS, Nylon)

**Distributed by / Verteilt durch / Distribué par/ Distribútor / Distribuuje.**

The Enterprise Department Ltd, Trading as Coopers of Stortford.

**UK address:** 11 Bridge Street, Bishops Stortford, Herts, UK, CM23 2JU

**EU address:** D.S.B. LD, 160 Bd. De Fourmies, 59100 Roubaix, France



0330 331 0300



[enquiries@coopersofstortford.co.uk](mailto:enquiries@coopersofstortford.co.uk)



<https://www.coopersofstortford.co.uk>

