

Pk4 Solar Grass Stepping Stones

H275 v0: 05/10/20

Please read and retain these instructions for future reference

GAINSBOROUGH
Garden & Wildlife



Dimensions

EACH STEPPING STONE IS 25CM DIAMETER WITH 3M CABLE

- ARTIFICIAL GRASS STEPPING STONES EACH HAS 8 LED'S INSIDE WHICH ARE SOLAR POWERED
- USE TO LINE A PATHWAY FOR A PRETTY WAY TO FIND YOUR WAY DAY AND NIGHT
- AUTOMATICALLY TURNS ON AT NIGHT
- MAX WEIGHT CAPACITY 120KG

ALWAYS POSITION IN DIRECT SUNLIGHT FOR BEST CHARGING

ASSEMBLY INSTRUCTIONS / INSTRUCTIONS FOR USE:

Unpack the components carefully. Please check all parts have been removed from the packaging.

The ON/OFF/FLASH switch is located at the bottom of the light next to the battery compartment.

Turn to ON to switch on the light
Turn to FLASH to switch to flashing light
Turn to OFF to switch off the light


The solar light has a light sensor so when the lamp is switched on the light will start automatically and light up all dark areas located near the lamp.

For first time use, it will take a full day of sunlight to fully charge the battery.

Please leave in Switched OFF mode during initial charging for first 24 hours.

Install the solar product in an area where it can get direct sunlight.

Leave the switch to "ON" or "FLASH" position.
Select an outdoor location away from other light sources at night, such as street lights. It may cause the product not to turn on automatically at night.
Duration of light depends on solar product's level of sunlight exposure, geographical locations, weather conditions and the hours of daylight.



*Calls cost 7 pence per minute plus your telephone company's network access charge

The Enterprise Department
Head Office: 11 Bridge Street
Bishop's Stortford, CM23 2JU
Tel: 0844 482 4400*
Fax: 01279 756 595
www.coopersofstortford.co.uk

CARE AND CLEANING INSTRUCTIONS:

- Always switch off and remove batteries when not in use.
- Do NOT immerse in water.
- Do NOT use abrasive cleaners or sharp utensils to clean.
- Regularly clean solar panel with a damp cloth.



BATTERIES

- Keep batteries away from children and pets.
- Never dispose of batteries in a fire.
- Battery disposal, spent or expired batteries must be properly disposed of and recycled in compliance with local regulations. For detailed information, contact your local authority.
- Follow the battery manufacturer's safety, usage, and disposal instructions.

DISPOSAL

- Coopers of Stortford use recyclable or recycled packaging where possible.
- Please dispose of all packaging, paper, cartons, packaging in accordance with your local recycling regulations.
- Plastics, polybags – Contains the following recyclable plastic.



Code & Symbol		
Type of Plastic	Polypropylene	ABS
Commonly used for	Microwaveable food containers, yoghurt pots, butter tubs, disposable plates and cups	CD's, crisp packets, various flexible packaging, baby bottles, sunglass lenses
Notes	Commonly recycled and collected from household recycling bins (packaging tape itself not recyclable but does not interfere with cardboard)	Not often or widely recycled

- At the end of the product's lifespan please check with your local council authorised household waste recycling centre for disposal.

