

ALWAYS POSITION IN DIRECT SUNLIGHT FOR BEST CHARGING



Dimensions

26.5 x26.5 x28.8cm

- THIS SWEET SUNFLOWER TOADSTOOL HOUSE LOOKS LIKE ITS COME STRAIGHT OUT OF A FAIRYTALE
- INTRICATELY PAINTED AND CUTE FEATURES LIKE A LADYBIRD AND TOADSTOOLS IT WILL HAVE YOU ENCHANTED
- AT NIGHT THANKS TO THE SOLAR PANEL ON THE TOP IT WILL GENTLY ILLUMINATE
- WEATHER RESISTANT SO CAN BE LEFT OUT ALL YEAR ROUND

Battery: 1xAA Ni-Mh

ASSEMBLY INSTRUCTIONS / INSTRUCTIONS FOR USE:

Unpack the components carefully. Please check all parts have been removed from the packaging.

Find an ideal Place for the Solar Light.

Place the solar light in an area where it will receive direct sunlight for at least 8 hours per day. The number of hours the light will illuminate is directly proportional to the hours of sunlight it receives. If the light is placed in a shaded area, it will not be able to fully charge and its illumination time will be limited. Do not place the light near other outdoor lighting like porch or streetlights. These may fool the sensor and keep the light from coming on, or cause it to turn off automatically.

Use

Select a location with direct sunlight, where the Toadstool House can receive at least 8 hours of sunlight each day.

Push the switch to the ON position for the light to activate at night and turn off in daytime automatically. Push the switch to the OFF position to turn off lights when not in use and to save battery life.

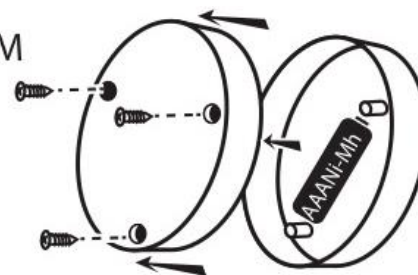
To replace batteries

1. Remove screws from battery compartment lid.
2. Remove battery compartment lid.
3. Clean the battery contacts and also those of the device prior to battery installation.
4. Replace the AA Ni-Mh rechargeable battery.
5. Be sure to insert the battery in the proper direction as shown.
6. Return battery compartment lid with screw to its original position.

BATTERY COMPARTMENT COVER TOP



BOTTOM



Care and Maintenance Recommendations

1. Clean solar panel with a soft sponge every couple of weeks.
2. Make sure all connectors are still tight and no water getting in.
3. During the winter if you can bring it inside and give a good clean ready for next year.



BATTERIES

- Keep batteries away from children and pets.
- Do not mix used and new batteries.
- Remove the batteries if left for long periods.
- Never dispose of batteries in a fire.
- Battery disposal, spent or expired batteries must be properly disposed of and recycled in compliance with local regulations. For detailed information, contact your local authority.
- Follow the battery manufacturer’s safety, usage, and disposal instructions.

DISPOSAL

- Coopers of Stortford use recyclable or recycled packaging where possible.
- Please dispose of all packaging, paper, cartons, packaging in accordance with your local recycling regulations.
- Plastics, polybags – Contains the following recyclable plastic.



Code & Symbol	 PS	 OTHER
Type of Plastic	Polystyrene	ABS
Commonly used for	Insulation boxes, water cups, protective packaging inserts, take away containers	CD’s, crisp packets, various flexible packaging, baby bottles, sunglass lenses
Notes	Not commonly recycled but waste management centres will recycle it.	Not often or widely recycled

- At the end of the product’s lifespan please check with your local council authorised household waste recycling centre for disposal.

