

Solar Butterfly Design Table

H315 v00113/11/20

Please read and retain these instructions for future reference

GAINSBOROUGH
Garden & Wildlife

ALWAYS POSITION IN DIRECT SUNLIGHT



Dimensions:

35.5CM IN DIAMETER & 49.5CM H

- WONDERFULLY COLOURFUL GARDEN TABLE
 - THE GLASS TOP IS SCATTERED WITH DELICATELY PAINTED BUTTERFLIES AND BELOW THE SURFACE THERE ARE 20 WHITE LEDS WHICH AT NIGHT ILLUMINATES THE TABLE TOP
 - FOLDS FLAT FOR COMPACT STORAGE
 - IDEAL FOR DRINKS AND SNACKS WHILE YOU RELAX IN THE GARDEN
 - SOLAR POWERED
- LEDs not replaceable

Battery

Ni-MH 1.2V 300mAh AA battery
(rechargeable)

ASSEMBLY INSTRUCTIONS / INSTRUCTIONS FOR USE:

Unpack the components carefully. Please check all parts have been removed from the packaging.

Find an ideal Place for the Solar Light.

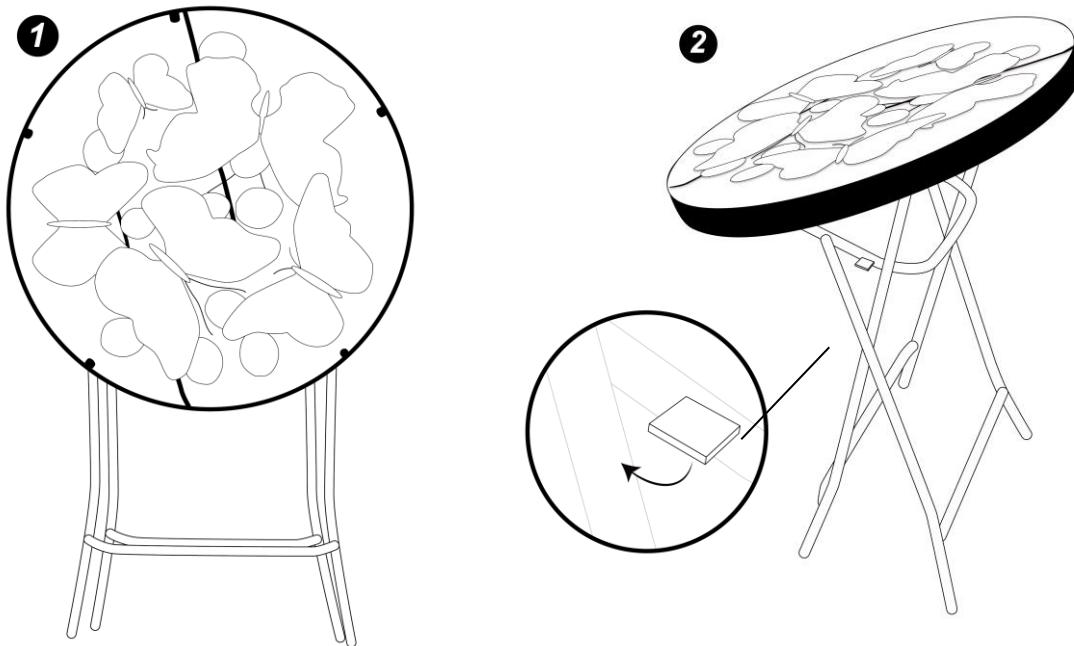
Place the solar light in an area where it will receive direct sunlight for at least 8 hours per day. The number of hours the light will illuminate is directly proportional to the hours of sunlight it receives. If the light is placed in a shaded area, it will not be able to fully charge and its illumination time will be limited. Do not place the light near other outdoor lighting like porch or streetlights. These may fool the sensor and keep the light from coming on, or cause it to turn off automatically

*Calls cost 7 pence per minute plus your
telephone company's network access charge

The Enterprise Department
Head Office: 11 Bridge Street
Bishop's Stortford, CM23 2JU
Tel: 0844 482 4400*
Fax: 01279 756 595
www.coopersofstortford.co.uk

Please read and retain these instructions for future reference

v001: 13/11/20



Instructions

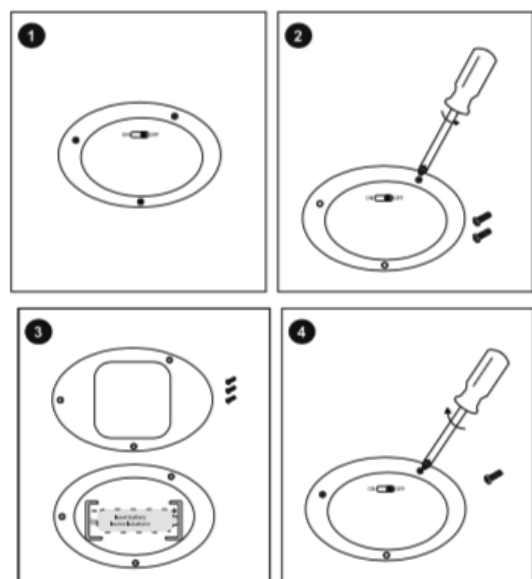
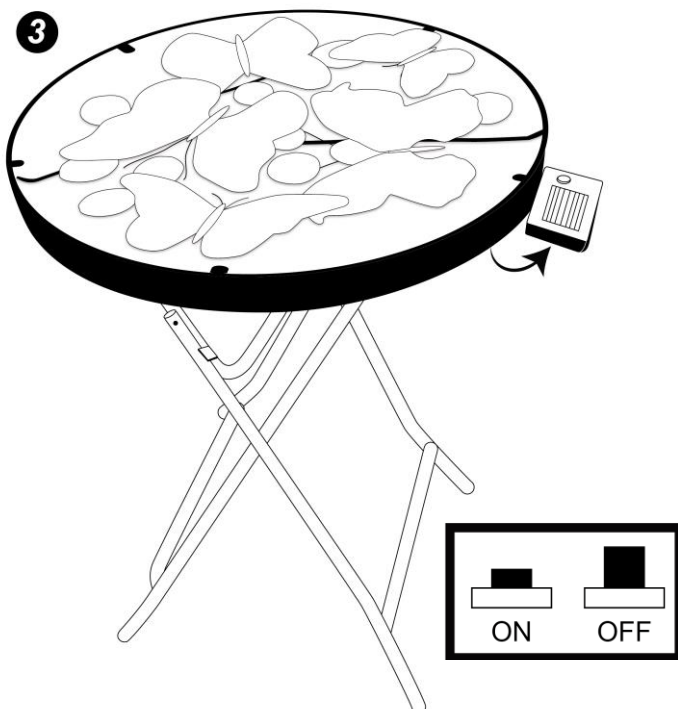
Solar panel/battery is located under the table and moves out.

To use, turn the on/off switch to ON position.

To extend battery life, turn to the OFF position when not in use.

Only replace with a Ni-MH 1.2V 300mAh AA rechargeable battery.

To change battery unscrew and remove cover (see Fig 1-4).



Care and Maintenance Recommendations

1. Clean solar panel with a soft sponge every couple of weeks.
2. Make sure all connectors are still tight and no water getting in.
3. During the winter if you can bring it inside and give a good clean ready for next year.


BATTERIES

- Keep batteries away from children and pets.
- Do not mix used and new batteries.
- Remove the batteries if left for long periods.
- Never dispose of batteries in a fire.
- Battery disposal, spent or expired batteries must be properly disposed of and recycled in compliance with local regulations. For detailed information, contact your local authority.
- Follow the battery manufacturer’s safety, usage, and disposal instructions.

DISPOSAL

- Coopers of Stortford use recyclable or recycled packaging where possible.
- Please dispose of all packaging, paper, cartons, packaging in accordance with your local recycling regulations.
- Plastics, polybags – Contains the following recyclable plastic.



Code & Symbol	 PP
Type of Plastic	Polypropylene
Commonly used for	Microwaveable food containers, yoghurt pots, butter tubs, disposable plates and cups
Notes	Commonly recycled and collected from household recycling bins (packaging tape itself not recyclable but does not interfere with cardboard)

- At the end of the product’s lifespan please check with your local council authorised household waste recycling centre for disposal.

