

# Solar Light Up Parasol Mocha

H320 v001: 20/11/20

Please read and retain these instructions for future reference

**GAINSBOROUGH**  
Garden & Wildlife

ALWAYS POSITION IN DIRECT SUNLIGHT



## Dimensions

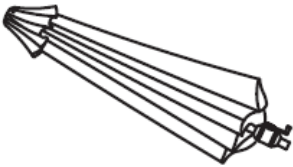


2.7m

- 2.7M SOLAR GARDEN PARASOL THAT GIVES YOU ULTIMATE SUN PROTECTION BY DAY AND LIGHT BY NIGHT
- UV 50+ PROTECTION
- HIGH QUALITY ALUMINIUM POLE
- 8 RIBS EACH WITH A SOLAR LED STRIP LIGHT
- CRANK MECHANISM AND TILT
- AT NIGHT THIS SOLAR PARASOL ILLUMINATES ITS 8 LED BARS SO THAT YOU CAN CONTINUE TO ENJOY OR DINE OUTDOORS EVEN ONCE THE SUN HAS GONE DOWN
- THE SOLAR PANEL IS POSITIONED DISCREETLY ON TOP OF THE PARASOL TO GET OPTIMUM SUNLIGHT
- SIMPLE ON/ OFF SWITCH FOR THE LIGHTS POSITIONED ON THE POLE

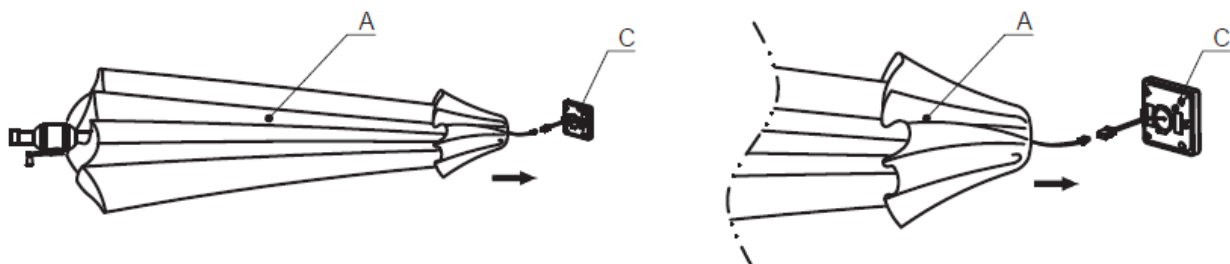
## ASSEMBLY INSTRUCTIONS / INSTRUCTIONS FOR USE:

Unpack the components carefully. Please check all parts have been removed from the packaging.

### Parts

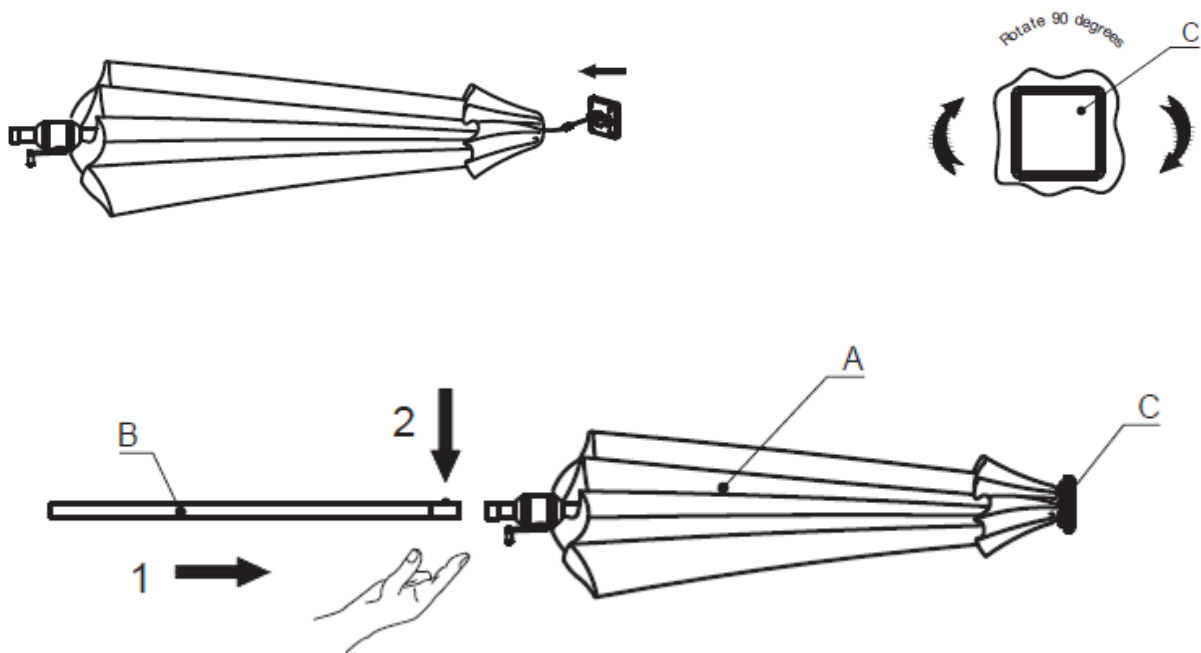
		
A 1PCS	B 1PCS	C 1PCS

### Assembly



\*Calls cost 7 pence per minute plus your telephone company's network access charge

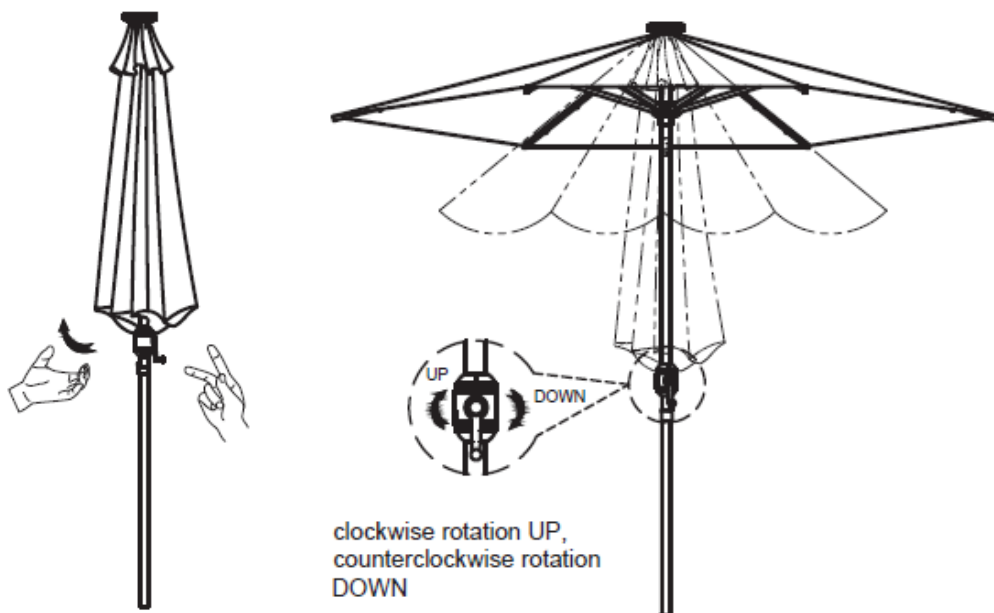
The Enterprise Department  
Head Office: 11 Bridge Street  
Bishop's Stortford, CM23 2JU  
Tel: 0844 482 4400\*  
Fax: 01279 756 595  
[www.coopersofstortford.co.uk](http://www.coopersofstortford.co.uk)

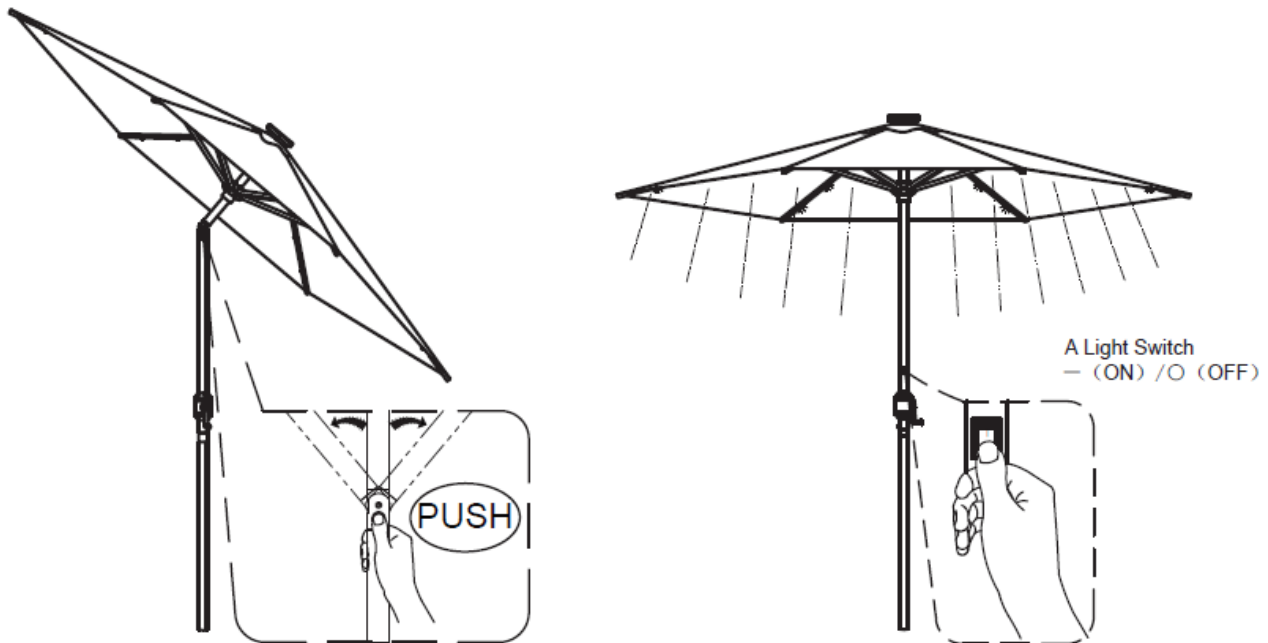


### Find an ideal Place for the Solar Light.

Place the solar light in an area where it will receive direct sunlight for at least 8 hours per day. The number of hours the light will illuminate is directly proportional to the hours of sunlight it receives. If the light is placed in a shaded area, it will not be able to fully charge and its illumination time will be limited. Do not place the light near other outdoor lighting like porch or streetlights. These may fool the sensor and keep the light from coming on, or cause it to turn off automatically

### User instructions





## Care and Maintenance Recommendations

1. Clean solar panel with a soft sponge every couple of weeks.
2. Make sure all connectors are still tight and no water getting in.
3. During the winter if you can bring it inside and give a good clean ready for next year.

## CLEANING INSTRUCTIONS:

- Wipe clean with damp cloth.
- Suitable for outdoor use.
- Move parasol indoors or cover your parasol during inclement weather conditions.

## BATTERIES

- Keep batteries away from children and pets.
- Do not mix used and new batteries.
- Remove the batteries if left for long periods.
- Never dispose of batteries in a fire.
- Battery disposal, spent or expired batteries must be properly disposed of and recycled in compliance with local regulations. For detailed information, contact your local authority.
- Follow the battery manufacturer's safety, usage, and disposal instructions.

## DISPOSAL

- Coopers of Stortford use recyclable or recycled packaging where possible.
- Please dispose of all packaging, paper, cartons, packaging in accordance with your local recycling regulations.
- Plastics, polybags – Contains the following recyclable plastic.
- At the end of the product's lifespan please check with your local council authorised household waste recycling centre for disposal.

