


# Solar Colour Changing Pond Fountain H327 Instructions for Use

Please read and retain these instructions for future reference

v002: 19/10/22

**ALWAYS POSITION IN DIRECT SUNLIGHT FOR BEST CHARGING**



## Dimensions

18cm diameter

- WITH 8 COLOUR CHANGING LEDS
- LARGE SOLAR PANEL 18CM IN DIAMETER
- COMES WITH 4 DIFFERENT HEADS FOR DIFFERENT WATER SPRAY PATTERNS WITH A MAXIMUM SPRAY HEIGHT OF AN IMPRESSIVE 90CM
- AT NIGHT TIME THE LIGHTS AUTOMATICALLY TURN ON AND CREATES A STUNNING DISPLAY REFLECTING OFF OF THE FOUNTAIN SPRAY
- SOLAR POWERED SO NO CUMBERSOME CABLES
- Lifetime: >10000 hours

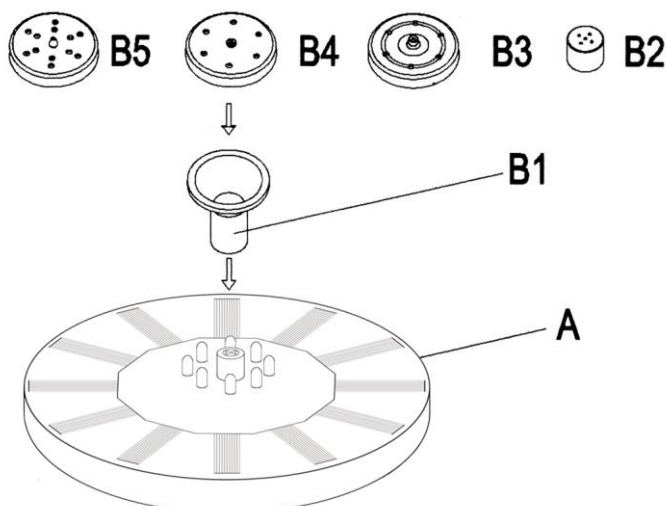
## Technical Details

LED:	8 LEDs, RGB (not replaceable)	Battery:	Lithium battery 3.7V 900mA
Solar panel:	9V/1.8W	Size of solar panel:	180cm Diameter
Maximum lift of pump:	120cm	Power of pump:	0.8-1.85W
Maximum water height:	40-90cm	Max. volume of flow:	150L/h

## ASSEMBLY INSTRUCTIONS / INSTRUCTIONS FOR USE:

Unpack the components carefully. Please check all parts have been removed from the packaging.

## Parts



A – Solar panel with pump x1

B1 – Connecting pipe x1

B2 –Head 1 x1

B3 –Head 2 x1

B4 –Head 3 x1

B5 –Head 4 x1

Fig.1

**COOPERS  
OF STORTFORD**

UK Head Office, 11 Bridge Street, Bishop's Stortford, CM23 2JU

Tel: 0844 4824400\*, Fax: 01279 756595

[www.coopersofstortford.co.uk](http://www.coopersofstortford.co.uk)

EU address: D.S.B. LD, 160 Bd. de Fourmies, 59100 Roubaix, France

Tel: (+44) 1279 701269

\*UK Calls cost around 7 pence per minute plus your telephone company's network access.


Please check with your telephone supplier.

# Solar Colour Changing Pond Fountain H327 Instructions for Use

Please read and retain these instructions for future reference

v002: 19/10/22

Illustration of spray patterns with 4 different heads



## Installation

Assemble the connecting pipe B1 with the pump outlet, and then with connecting pipe B2 and head in turn (Fig. 1). The heads are push fit and remove.

Place the product into water, making sure the water pump is completely immersed in water. Let the sunlight shine directly on the solar panel without any shade so that the water pump can start spraying water.

The number of hours the light will illuminate is directly proportional to the hours of sunlight it receives. If the light is placed in a shaded area, it will not be able to fully charge and its illumination time will be limited. Do not place the light near other outdoor lighting like porch or streetlights. These may fool the sensor and keep the light from coming on, or cause it to turn off automatically

## Note

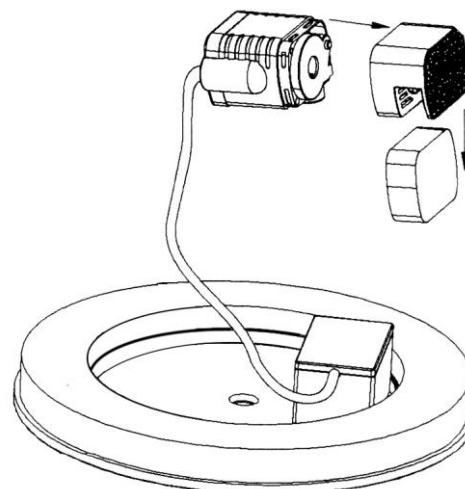
- Before using the product, the protective film on the solar panel should be removed.
- Make sure to let the full solar panel face directly to the sun! The battery will charge in the sunshine daytime, even if there is no direct sunshine it can work for a few hours.
- The pond should have enough water to make sure the pump is completely immersed in water.
- The fountain pump will restart automatically in 3 seconds once bright sunlight shines directly on the solar panel without any shade.
- The colour change LED lights will come on automatically when it is dark and switch off when it is light.
- The power of the solar panel depends on the sunlight so the pump is influenced by the weather, seasons and location.

## Maintenance

Clean the pump and panel regularly with a damp towel to guarantee optimum performance. Do not use any type of solvent for cleaning and be careful not to put too much pressure on the solar panels while cleaning. Make sure nothing covers any part of the solar panel or blocks the pump.

Always ensure there is sufficient water otherwise the pump will become damaged and stops working.

If you find the water spray is blocked, you can remove the pump for cleaning (as shown).



**COOPERS**  
OF STORTFORD

UK Head Office, 11 Bridge Street, Bishop's Stortford, CM23 2JU

Tel: 0844 4824400\*, Fax: 01279 756595

[www.coopersofstortford.co.uk](http://www.coopersofstortford.co.uk)

EU address: D.S.B. LD, 160 Bd. de Fourmies, 59100 Roubaix, France

Tel: (+44) 1279 701269

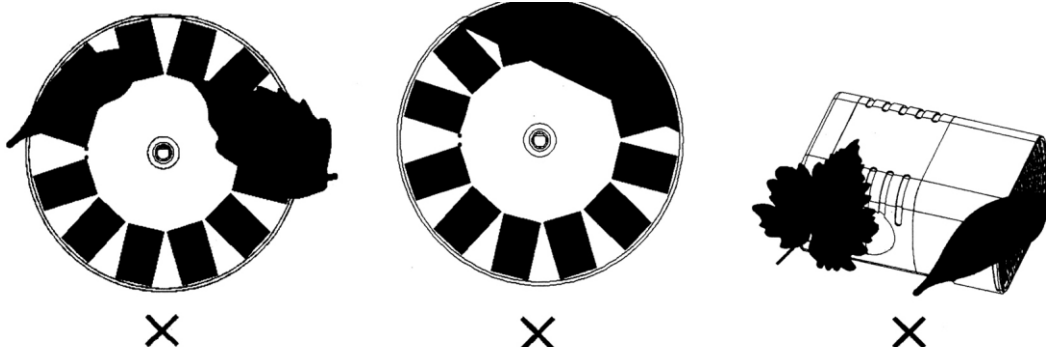
\*UK Calls cost around 7 pence per minute plus your telephone company's network access.

Please check with your telephone supplier.

# Solar Colour Changing Pond Fountain H327 Instructions for Use

Please read and retain these instructions for future reference

v002: 19/10/22





## BATTERIES

- Keep batteries away from children and pets.
- Do not mix used and new batteries.
- Install batteries in accordance with its polarity symbols.
- The battery is not replaceable.
- Never dispose of batteries in a fire.
- Keep batteries away from children and pets.
- Battery disposal, spent or expired batteries must be properly disposed of and recycled in compliance with local regulations. For detailed information, contact your local authority.
- Follow the battery manufacturer's safety, usage, and disposal instructions.

## DISPOSAL

- Coopers of Stortford use recyclable or recycled packaging where possible.
- Please dispose of all packaging, paper, cartons, packaging in accordance with your local recycling regulations.
- Plastics, polybags – this is made from the following recyclable plastic.



Code & Symbol	 PP	 OTHER
Type of Plastic	Polypropylene	Please Specify (includes ABS, Nylon)
Commonly used for	Microwaveable food containers, yoghurt pots, butter tubs, disposable plates and cups	CD's, crisp packets, various flexible packaging, baby bottles, sunglass lenses
Notes	Commonly recycled and collected from household recycling bins (packaging tape itself not recyclable but does not interfere with cardboard)	Not often or widely recycled

- At the end of the product's lifespan please check with your local council authorised household waste recycling centre for disposal.



**COOPERS  
OF STORTFORD**

UK Head Office, 11 Bridge Street, Bishop's Stortford, CM23 2JU

Tel: 0844 4824400\*, Fax: 01279 756595

[www.coopersofstortford.co.uk](http://www.coopersofstortford.co.uk)

EU address: D.S.B. LD, 160 Bd. de Fourmies, 59100 Roubaix, France

Tel: (+44) 1279 701269

\*UK Calls cost around 7 pence per minute plus your telephone company's network access.

Please check with your telephone supplier.