

High Velocity Cordless Rechargeable Fan

H332 v01: 14/10/20

Please read and retain these instructions for future reference

BERGSTRÖM



Technical data

Power adapter:	100-240V, 50/60Hz, 0.8A 2000mAh, 18650 accumulator
Charge time:	3 hours
Working time with one charge:	3-10 hours
Fan power:	45W
Protection Class:	II
Maximum air mass volume:	41.8m ³ /min
Fan input power:	16.81W
Service value:	2.49 (m ³ /min)/W
Power consumption during standby:	0.32W
Fan acoustic power level:	59.9 dB(A)
Maximum air speed:	3.44m/sec
Service value standard:	IEC60879
Length of adaptor power cable:	1.2m
Nominal blade diameter:	30cm
Weight:	2.8kg
Dimensions	30cm Diameter fan drum, total product size: 43 x18 x38cm

*Calls cost 7 pence per minute plus your
telephone company's network access charge

The Enterprise Department
Head Office: 11 Bridge Street
Bishop's Stortford, CM23 2JU
Tel: 0844 482 4400*
Fax: 01279 756 595
www.coopersofstortford.co.uk

High Velocity Cordless Rechargeable Fan H332 Instructions for Use

Please read and retain these instructions for future reference

v001: 14/10/20

WARNINGS AND SAFETY INSTRUCTIONS:

WHEN USING ELECTRICAL APPLIANCES, BASIC SAFETY PRECAUTIONS SHOULD ALWAYS BE FOLLOWED:

- READ ALL INSTRUCTIONS BEFORE USE.
- FOR DOMESTIC INDOOR USE ONLY.
- DO NOT USE OUTDOORS OR FOR COMMERCIAL USE.
- BEFORE USE, CHECK THOROUGHLY FOR ANY DEFECTS AND DO NOT USE IF DEFECTS ARE FOUND. TAKE CARE NOT TO DROP THE APPLIANCE AS HEAVY IMPACTS MAY CAUSE INTERNAL DAMAGE.
- BEFORE CONNECTING THE APPLIANCE, CHECK IF THE VOLTAGE INDICATED ON THE BOTTOM OF THE APPLIANCE IS IN ACCORDANCE WITH THE MAINS VOLTAGE IN YOUR HOME.
- CHECK THE APPLIANCE AND POWER CABLE CAREFULLY FOR DAMAGE BEFORE EACH USE.
- THIS APPLIANCE CAN BE USED BY CHILDREN AGED FROM 8 YEARS AND ABOVE AND PERSONS WITH REDUCED PHYSICAL, SENSORY OR MENTAL CAPABILITIES OR LACK OF EXPERIENCE AND KNOWLEDGE IF THEY HAVE BEEN GIVEN SUPERVISION OR INSTRUCTION CONCERNING USE OF THE APPLIANCE IN A SAFE WAY AND UNDERSTAND THE HAZARDS INVOLVED. CHILDREN SHALL NOT PLAY WITH THE APPLIANCE. CLEANING AND USER MAINTENANCE SHALL NOT BE MADE BY CHILDREN WITHOUT SUPERVISION.
- CHILDREN OF LESS THAN 3 YEARS SHOULD BE KEPT AWAY UNLESS CONTINUOUSLY SUPERVISED.
- **SOME PARTS OF THIS PRODUCT CAN BECOME VERY HOT AND CAUSE BURNS. PARTICULAR ATTENTION HAS TO BE GIVEN WHERE CHILDREN AND VULNERABLE PEOPLE ARE PRESENT.**
- THE USE OF ANY ACCESSORY ATTACHMENTS NOT RECOMMENDED BY COOPERS OF STORTFORD MAY CAUSE INJURIES AND INVALIDATE ANY WARRANTY YOU MAY HAVE.
- DO NOT LET THE POWER CABLE HANG OVER THE EDGE OF A TABLE OR COUNTER, OR TOUCH HOT SURFACES.
- DO NOT PLACE ON OR NEAR HEAT SOURCES.
- USE ON A LEVEL, STABLE SURFACE.
- DO NOT COVER THE ITEM IN ANY WAY WHEN IN USE AS THIS MAY CAUSE OVERHEATING.
- DO NOT USE THIS APPLIANCE FOR ANY OTHER USE THAN THE INTENDED USE IT IS DESIGNED FOR.
- ENSURE THERE IS SUFFICIENT DISTANCE BETWEEN THIS APPLIANCE AND OTHER ITEMS ON THE WORK SURFACE OR WORK STATION, OR SUFFICIENT DISTANCE BETWEEN THE APPLIANCE AND THE CONFINES OF THE AREA IN WHICH IT IS SITUATED. WE RECOMMEND A MINIMUM CLEARANCE AROUND ALL FACES OF AT LEAST 10CM.
- TO PROTECT AGAINST ELECTRIC SHOCK, DO NOT IMMERSE POWER CABLE, PLUG OR APPLIANCE, IN WATER OR ANY OTHER LIQUID.
- UNPLUG FROM OUTLET WHEN NOT IN USE AND BEFORE CLEANING.
- DO NOT OPERATE ANY APPLIANCE WITH A DAMAGED POWER CABLE OR PLUG OR AFTER THE APPLIANCE MALFUNCTIONS, OR HAS BEEN DAMAGED IN ANY MANNER. WE RECOMMEND THAT THE POWER CABLE IS NOT KINKED OR STORED IN A TWISTED MANNER, AND THAT YOU REGULARLY CHECK ITS CONDITION.
- ANY REPAIRS MUST BE CONDUCTED BY A QUALIFIED ELECTRICIAN OR ELECTRICAL SERVICE AGENT.
- DO NOT USE IN LOCATIONS WHERE FLAMMABLE VAPOURS OR EXPLOSIVE DUST MAY BE PRESENT! DO NOT USE NEAR FLAMMABLE MATERIALS OR IN POTENTIALLY EXPLOSIVE ATMOSPHERES.
- DO NOT LEAVE UNATTENDED.
- ONLY USE THE SUPPLIED POWER CORD FOR CHARGING.
- LIFT ONLY BY THE CARRYING HANDLE.
- IF ANY IRREGULAR OPERATING IS DETECTED (E.G. UNUSUAL NOISE OR BURNT ODOUR FROM UNIT), IMMEDIATELY SWITCH IT OFF AND REMOVE THE POWER PLUG.

*Calls cost 7 pence per minute plus your telephone company's network access charge

The Enterprise Department
Head Office: 11 Bridge Street
Bishop's Stortford, CM23 2JU
Tel: 0844 482 4400*
Fax: 01279 756 595
www.coopersofstortford.co.uk

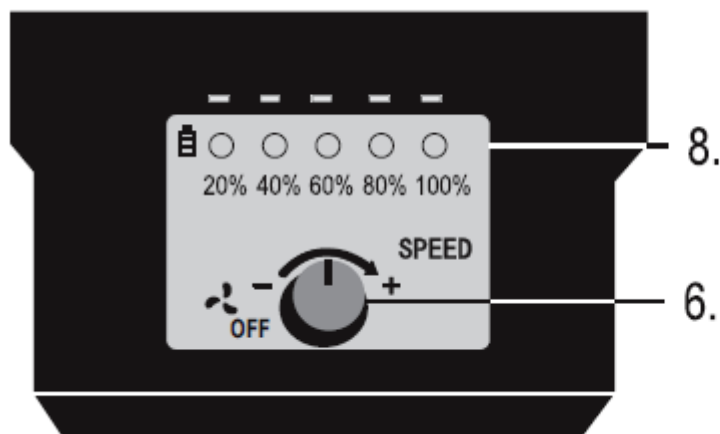
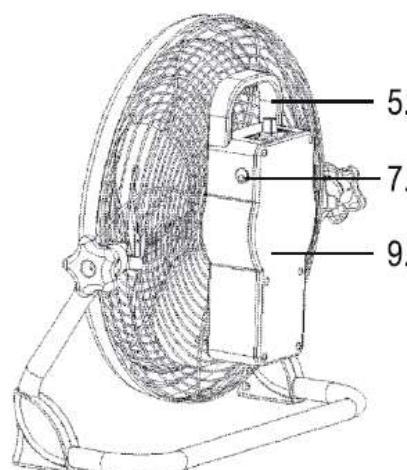
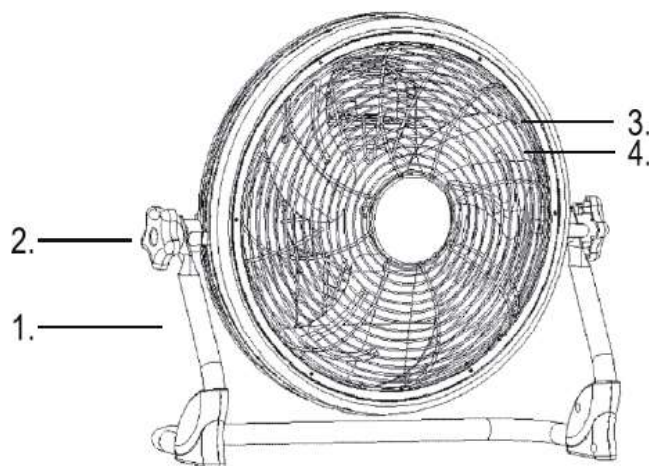
High Velocity Cordless Rechargeable Fan H332 Instructions for Use

Please read and retain these instructions for future reference

v001: 14/10/20

- MAKE SURE THAT NO FOREIGN OBJECTS OR LIQUID CAN ENTER THE UNIT THROUGH THE OPENINGS.
- DO NOT EXPOSE THE PRODUCT TO DUST, HUMIDITY, SUNLIGHT OR DIRECT HEAT RADIATION.
- DO NOT TOUCH THE POWER CABLE WITH WET HANDS!
- DO NOT TOUCH THE BLADES WHILST THE FAN IS IN OPERATION.

Parts



Parts list

1. Stand
2. Angle adjusting screw
3. Protecting grille
4. Fan blade
5. Carrying handle
6. Fan speed dial
7. Charging socket for adapter
8. Battery indicator LEDs
9. Electric motor and batteries
10. USB charging socket

High Velocity Cordless Rechargeable Fan H332 Instructions for Use

Please read and retain these instructions for future reference

v001: 14/10/20

Using and charging the fan

- Connect the supplied adapter to a mains socket and connect it to the charger socket (7).
- LEDs indicate the state of the charging process. Fully charging a totally discharged battery takes 3 hours. When finished with the charging, unplug the adapter from the product and also unplug it from the socket.
- With the fan speed dial (6) you can continuously set the speed of the fan. The estimated battery life with one charge on the lowest speed is 10 hours, on the highest speed is 3 hours.
- With the USB charging socket you can charge other products with this appliance such as torches or head mountable lights.
- You can set the angle of the appliance at up to 100 °. Switch off the product and by grabbing the grille, you can set the angle with one firm movement.

Cleaning and maintenance

In order to ensure optimum functioning, the unit may require cleaning at least one a month, depending on the manner of use and degree of contamination.

- Switch off the product prior to cleaning.
- Use a slightly moistened cloth to clean the unit's exterior. Do not use any aggressive cleaners. Avoid getting water inside of and on the electric components of the appliance.
- Only power on the fan after this has been done.

PLUG WIRING (UK & IRELAND)

This appliance is supplied with a mains adaptor/charger with BS1363 plug pins.

DO NOT use if the socket outlets in your home or office are not suitable for this product's mains adaptor/charger plug pins. Attempts to insert the mains adaptor/charger into the wrong socket is likely to cause electric hazard or damage.

DO NOT use with any other mains transformer/charger than the one that is supplied with this product.

High Velocity Cordless Rechargeable Fan H332 Instructions for Use

Please read and retain these instructions for future reference

v001: 14/10/20

DISPOSAL

- Coopers of Stortford use recyclable or recycled packaging where possible.
- Please dispose of all packaging, paper, cartons, packaging in accordance with your local recycling regulations.
- Plastics, polybags – Contains the following recyclable plastic.
- At the end of the product's lifespan please check with your local council authorised household waste recycling centre for disposal.



*Calls cost 7 pence per minute plus your telephone company's network access charge

The Enterprise Department
Head Office: 11 Bridge Street
Bishop's Stortford, CM23 2JU
Tel: 0844 482 4400*
Fax: 01279 756 595
www.coopersofstortford.co.uk