

Collapsible Washing Machine

H430 v01: 13/11/20

Please read and retain these instructions for future reference



Dimensions

Open: 38 x38 x45cm

Folded: 38 x35 x25cm

Technical data

Power supply: 230V a.c., 50Hz

Rated washing capacity: 3.5kg

Rated power input: 150W

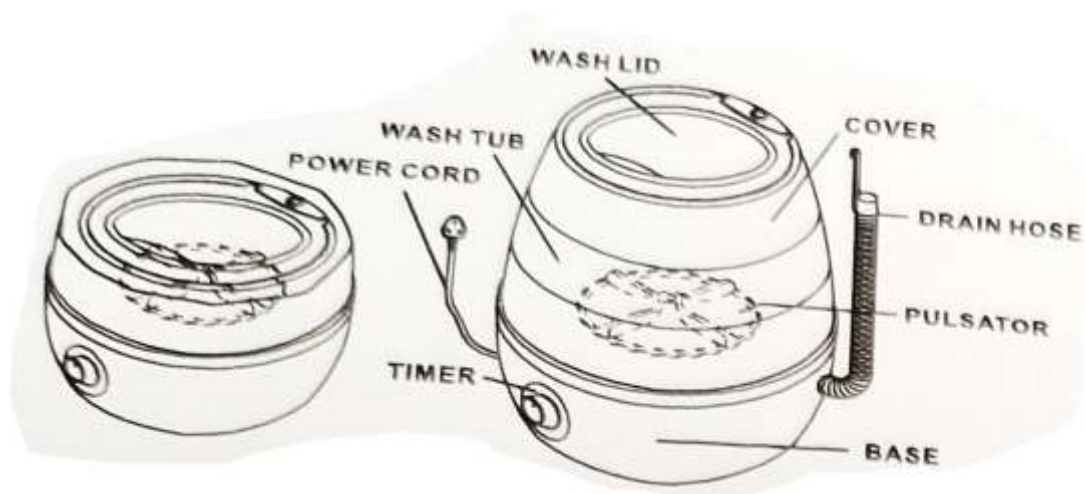
Water Proof Grade: IPX4

Noise level: 69dB(A)

Water level: H18L, M9L

- A COMPACT WASHING MACHINE WHICH IS IDEAL FOR SMALL LOADS AND SMALL KITCHENS!
- COLLAPSES DOWN TO JUST 25CM TALL SO YOU CAN POP AWAY IN A CUPBOARD WHEN NOT IN USE
- LIGHTWEIGHT AND PORTABLE SO YOU CAN USE ANYWHERE IN THE HOUSE
- IDEAL FOR SMALLER LOADS UP TO 2KGS, SO PERFECT FOR SMALLS WHEN YOU DON'T WANT TO PUT A FULL LOAD ON A REGULAR WASHING MACHINE OR FOR WHEN CARAVANNING, CAMPING ETC
- 120W POWER
- SPIN SPEED 400 RPM
- DRAINS INTO A SINK
- CABLE LENGTH 150CM

Parts



*Calls cost 7 pence per minute plus your telephone company's network access charge

The Enterprise Department
Head Office: 11 Bridge Street
Bishop's Stortford, CM23 2JU
Tel: 0844 482 4400*
Fax: 01279 756 595
www.coopersofstortford.co.uk

Collapsible Washing Machine H430 Instructions for Use

Please read and retain these instructions for future reference

v001: 13/11/20

SAFETY INSTRUCTIONS:

WHEN USING ELECTRICAL APPLIANCES, BASIC SAFETY PRECAUTIONS SHOULD ALWAYS BE FOLLOWED:

- READ ALL INSTRUCTIONS BEFORE USE.
- TO PROTECT AGAINST ELECTRIC SHOCK, DO NOT IMMERSE CORD, PLUG OR APPLIANCE, IN WATER OR ANY OTHER LIQUID.
- UNPLUG FROM OUTLET WHEN NOT IN USE AND BEFORE CLEANING.
- DO NOT OPERATE ANY APPLIANCE WITH A DAMAGED CORD OR PLUG OR AFTER THE APPLIANCE MALFUNCTIONS, OR HAS BEEN DAMAGED IN ANY MANNER. WE RECOMMEND THAT THE POWER CORD IS NOT KINKED OR STORED IN A TWISTED MANNER, AND THAT YOU REGULARLY CHECK ITS CONDITION.
- THE USE OF ANY ACCESSORY ATTACHMENTS NOT RECOMMENDED BY COOPERS OF STORTFORD MAY CAUSE INJURIES AND INVALIDATE ANY WARRANTY YOU MAY HAVE.
- DO NOT USE OUTDOORS.
- DO NOT LET CORD HANG OVER THE EDGE OF A TABLE OR COUNTER, OR TOUCH HOT SURFACES.
- DO NOT PLACE ON OR NEAR HEAT SOURCES.
- USE ON A LEVEL, STABLE SURFACE. MAXIMUM ALLOWABLE INCLINATION ANGLE IS 2°. POSITION THE WASHING MACHINE AT LEAST 5CM AWAY FROM THE WALL TO AVOID NOISE WHEN RUNNING.
- **DO NOT COVER THE ITEM IN ANY WAY WHEN IN USE AS THIS MAY CAUSE OVERHEATING.**
- DO NOT USE THIS APPLIANCE FOR ANY OTHER USE THAN THE INTENDED USE IT IS DESIGNED FOR.
- ENSURE THERE IS SUFFICIENT DISTANCE BETWEEN THIS APPLIANCE AND OTHER ITEMS ON THE WORK SURFACE OR WORK STATION, OR SUFFICIENT DISTANCE BETWEEN THE APPLIANCE AND THE CONFINES OF THE AREA IN WHICH IT IS SITUATED. WE RECOMMEND A MINIMUM CLEARANCE AROUND ALL FACES OF AT LEAST 10CM.
- BEFORE USE, CHECK THOROUGHLY FOR ANY DEFECTS AND DO NOT USE IF DEFECTS ARE FOUND. TAKE CARE NOT TO DROP THE APPLIANCE AS HEAVY IMPACTS MAY CAUSE INTERNAL DAMAGE.
- PLEASE ENSURE NOTHING IS BLOCKING THE BOTTOM OF THE WASHING MACHINE.

Attention

- Do not place the washing machine in humid places.
- Do not fill with water hotter than 50 °C.
- Do not spray water near the timer knob.
- Do not use abrasives or solvents to clean the washing machine.

Prepare before washing

- Please remove all objects from the pockets.
- Please wash woollen clothes inside out.
- Please do not put clothes with chemical reagents into the tub for washing.
- When washing delicate clothes it is recommended to use a wash bag.

Collapsible Washing Machine H430 Instructions for Use

Please read and retain these instructions for future reference

v001: 13/11/20

User Instructions

- Remove the machine from the box and position it on level ground.
- Open the cover and take out the inlet hose, outlet hose and instructions. Stretch the folded body upward.
- Install the outlet hose. Make sure the outlet pipe faces upwards when running. There is a clip to hold it in place.
- Connect the water inlet hose to a water tap and the other end into the water inlet hole. Do not connect hot water!
- Put in clothes and soap, please do not put more than the rated weight 3.5kg.
- Pour water into the tub. Water cannot be over the highest level marker inside the body.
- Insert the plug into the socket.
- Close the cover and rotate the knob to start.

After washing

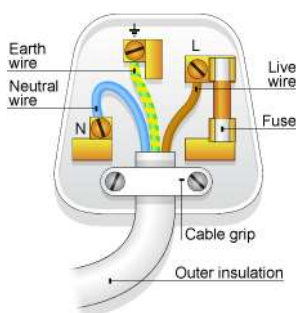
- Remove the plug from the socket.
- When finished washing unclip outlet from the top and release the water into the sink or a bucket.
- Remove debris from the tub, dry water and open the lid to discharge moisture.
- Ensure washing machine has completely dried out before storing it.

PLUG WIRING (UK & IRELAND)

This appliance is fitted with a BS 1363 13-amp plug. If you have to replace the fuse, only those that are ASTA or BSI approved to BS1362 and with a rated current of 13-amps should be used. If there is a fuse cover fitted, this cover must be re-fitted after changing the fuse. If the fuse cover is lost or damaged the plug must not be used. Spare fuse holders and fuses are available from electrical outlets. If the socket outlets in your home or office are not suitable for this product's plug, the plug must be removed and disposed of safely. Attempts to insert the plug into the wrong socket is likely to cause electric hazard. A replacement plug should be wired according to the following instructions:

The cable

A mains electricity cable contains two or three inner wires. Each has a core of copper and an outer layer of flexible plastic. This product is earthed; the wires in the cord set are colour coded in the following way:



BLUE	NEUTRAL
BROWN	LIVE
GREEN & YELLOW	EARTH

The diagram below shows the key features of a correctly wired three-pin mains plug.

Collapsible Washing Machine H430 Instructions for Use


Please read and retain these instructions for future reference

v001: 13/11/20

DISPOSAL

- Coopers of Stortford use recyclable or recycled packaging where possible.
- Please dispose of all packaging, paper, cartons, packaging in accordance with your local recycling regulations.
- Plastics, polybags – Contains the following recyclable plastic.



Code & Symbol	 OTHER
Type of Plastic	PE
Commonly used for	CD's, crisp packets, various flexible packaging, baby bottles, sunglass lenses
Notes	Not often or widely recycled

- At the end of the product's lifespan please check with your local council authorised household waste recycling centre for disposal.



*Calls cost 7 pence per minute plus your telephone company's network access charge



The Enterprise Department
Head Office: 11 Bridge Street
Bishop's Stortford, CM23 2JU
Tel: 0844 482 4400*
Fax: 01279 756 595
www.coopersofstortford.co.uk