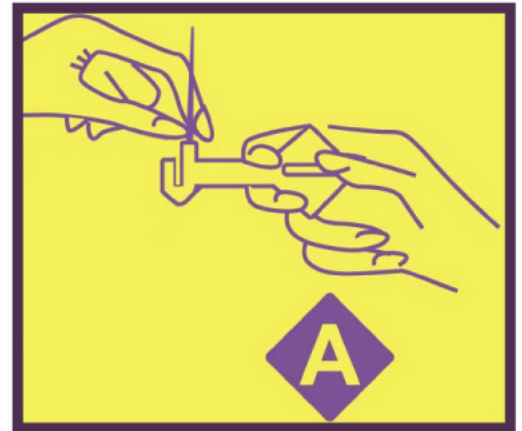


Needle-Threader

Hold threader in right fingers with thumb on knurled slide

Drop needle into hole in top of threader, eye downwards.

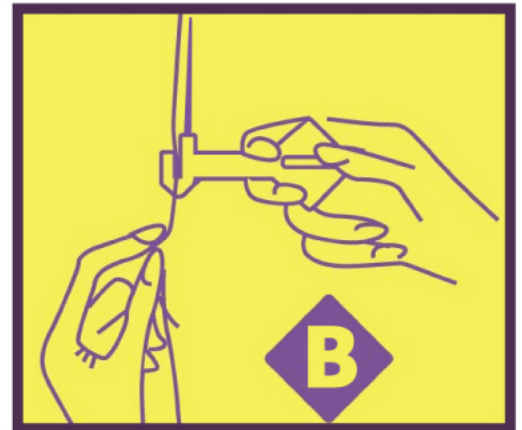
see illustration A →



Push slide forward with thumb as far as possible, and hold in forward position.

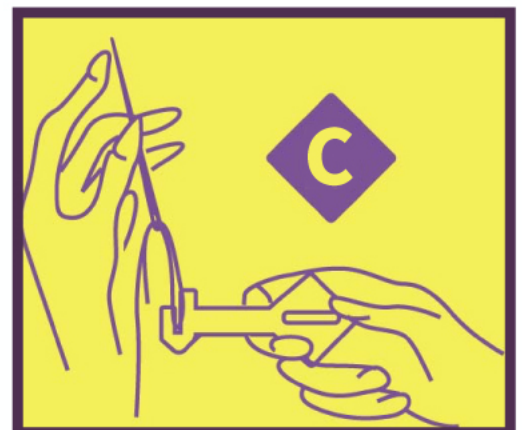
Place thread across slot and pull both ends down with left hand

see illustration B →



Pull slide back with thumb as far as possible, lift out needle until single threaded. Push slide forward to release thread.

see illustration C →



For use with Needles size 4 To 8 Always use No.4 needle for thick cottons.