

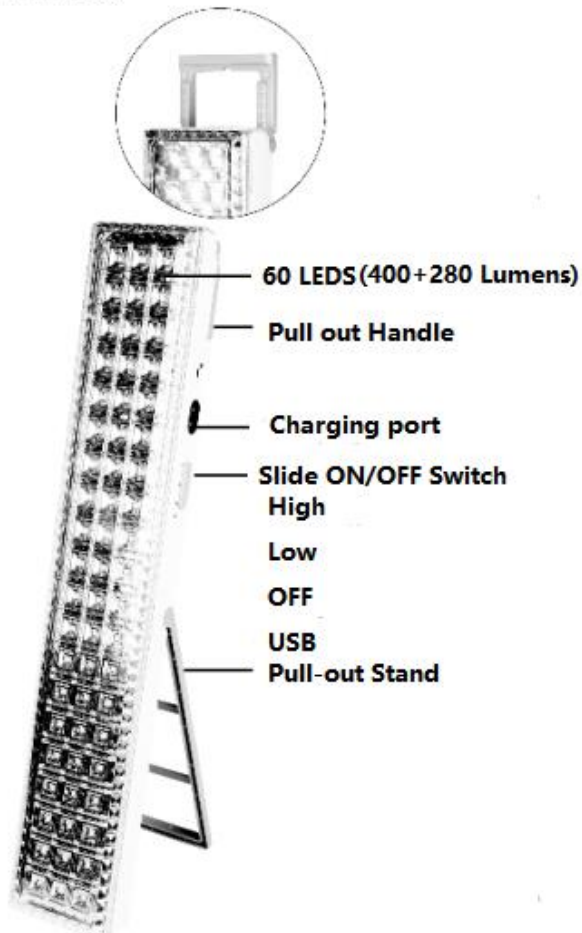
Rechargeable 60 LED Light

H664 v02: 14/10/22

Please read and retain these instructions for future reference



PARTS



Dimensions

Size: H42 x W7.2 x D4.2cm

- RECHARGABLE 60 LED LIGHT THAT GIVES OFF A POWERFUL 400 LUMENS ON HIGH SETTING AND 280 LUMENS ON LOW SETTING
- USB POWERED (CABLE INCLUDED)
- RECHARGEABLE BATTERY INCLUDED (2X1200mAh)
- WITH 2 LIGHT SETTINGS (LOW & HIGH)
- USE FREE STANDING OR HANGING
- PORTABLE SO YOU CAN USE ANYWHERE
- IDEAL FOR POWERCUTS, OUTDOOR LIGHTING, SHED, GARAGE LIGHTING ETC
- LASTS 2 HRS ON HIGH LIGHT SETTING AND 3.5-4 HRS ON LOW SETTING PER CHARGE

Technical DATA:

Voltage: 5V DC Watt: 12W

LED Chip: SMD 2835 60pcs

Color Temperature: 6000-6500K

Battery: 3.7V 18650 2X1200mAh Li-ion rechargeable batteries

Charging time: 8-12 Hours

Working Time: 2 hours/100% range, 3.5-4 hours/50% range

IMPORTANT

CAUTION: WHEN USING ELECTRICAL APPLIANCE, PRECAUTIONS SHOULD ALWAYS BE FOLLOWED, INCLUDING THE FOLLOWING:

- THIS PRODUCT IS NOT A TOY, KEEP OUT OF REACH OF CHILDREN AT ALL TIMES.
- DO NOT SHINE DIRECTLY INTO EYES.
- DO NOT ATTEMPT TO REPAIR OR REPLACE THE BATTERY, SEEK THE ASSISTANCE OF A PROFESSIONAL ELECTRICIAN.

**The Enterprise
Department**

UK Head Office, 11 Bridge Street, Bishop's Stortford, CM23 2JU

Tel: 0844 4824400*, Fax: 01279 756595

www.coopersofstortford.co.uk

EU address: D.S.B. LD, 160 Bd. de Fourmies, 59100 Roubaix, France

Tel: (+44) 1279 701269

*UK Calls cost around 7 pence per minute plus your telephone company's network access. Please check with your telephone supplier.

- **DO NOT USE PARTS OF ANY OTHER UNIT ON THIS UNIT.**
- **DO NOT INSERT UNIT OR ITS PARTS IN WATER OR ANY LIQUIDS. DO NOT CHARGE BATTERY IF IT IS WET OR SHOWS SIGNS OF CORROSION**
- **DO NOT CHARGE THE UNIT OUTDOORS. ALWAYS STORE THE UNIT INDOORS.**
- **DO NOT OPERATE IN THE PRESENCE OF EXPLOSIVES AND/OR OTHER FLAMMABLE FUMES OR LIQUIDS.**
- **DO NOT TURN THE UNIT ON DURING CHARGING.**
- **THIS APPLIANCE IS ONLY FOR HOUSEHOLD USE, NOT FOR COMMERCIAL OR INDUSTRIAL USE.**
- **THIS APPLIANCE IS NOT INTENDED FOR USE BY PERSONS (INCLUDING CHILDREN) WITH REDUCED PHYSICAL, SENSORY OR MENTAL CAPABILITIES, OR LACK OF EXPERIENCE AND KNOWLEDGE, UNLESS THEY HAVE BEEN GIVEN SUPERVISION OR INSTRUCTION CONCERNING USE OF THE APPLIANCE BY A PERSON RESPONSIBLE FOR THEIR SAFETY.**
- **CHILDREN SHOULD BE SUPERVISED TO ENSURE THAT THEY DO NOT PLAY WITH THE APPLIANCE.**
- **IF THE SUPPLY CORD IS DAMAGED, IT MUST BE REPLACED BY THE MANUFACTURER, ITS SERVICE AGENT OR SIMILARLY QUALIFIED PERSON IN ORDER TO AVOID A HAZARD.**

Features:

- The emergency lights has built-in long life and rechargeable 18650 Li-ion batteries of high capacity as 2x1200mAH
- The battery can be charged and discharged more than 500 times.
- SMD chip is in advantages of energy-saving, high light, long life and high power.
- Both high light and dim light for choices

Instruction:

- Please use the USB cord line connect the light USB port and the USB charger. The USB charger (not included) should be 5V 500mAH or 5V 1A.
- Push the switch up, Low light will be ON, then push the switch up again, high light will be ON, push the switch down 2 steps, the light will be OFF. When you need use USB to recharge or charge to the phone, please push the switch to the bottom.
- The charging port is red and blue flickering to show it is being charged.
- Before using the unit for the first time. It should be charged for about 25 hours.

The light can last for 2 hours after fully charged on high light setting, 3.5-4 hours on low light setting.

The SMD will get progressively darker which means the battery is discharging. At this moment, please stop using and charge the light. Please do not start charging until the SMD is entirely dark, as this will cause damage to the battery electrode.

The emergency light should be used and charged frequently. Please charge it for about 8- 12 hours at least every 3 months or the life time of battery will change. Charge the unit regularly for 8-12 hours to avoid battery drain.



BATTERIES

- Keep batteries away from children and pets.
- Do not mix used and new batteries.
- Remove the batteries if left for long periods.
- Never dispose of batteries in a fire.
- Battery disposal, spent or expired batteries must be properly disposed of and recycled in compliance with local regulations. For detailed information, contact your local authority.
- Follow the battery manufacturer's safety, usage, and disposal instructions.

DISPOSAL

- Coopers of Stortford use recyclable or recycled packaging where possible.
- Please dispose of all packaging, paper, cartons, packaging in accordance with your local recycling regulations.
- Plastics, polybags – Contains the following recyclable plastic.



Code & Symbol	 PS	 OTHER
Type of Plastic	Polystyrene	ABS
Commonly used for	Insulation boxes, water cups, protective packaging inserts, take away containers	CD's, crisp packets, various flexible packaging, baby bottles, sunglass lenses
Notes	Not commonly recycled but waste management centres will recycle it.	Not often or widely recycled

- At the end of the product's lifespan please check with your local council authorised household waste recycling centre for disposal.

