



Max load: 35kg

### Dimensions

(H) 85 x (W) 95 x (D) 71 cm (feet are 86cm apart)

### Composition

Pine wood frame/felt top

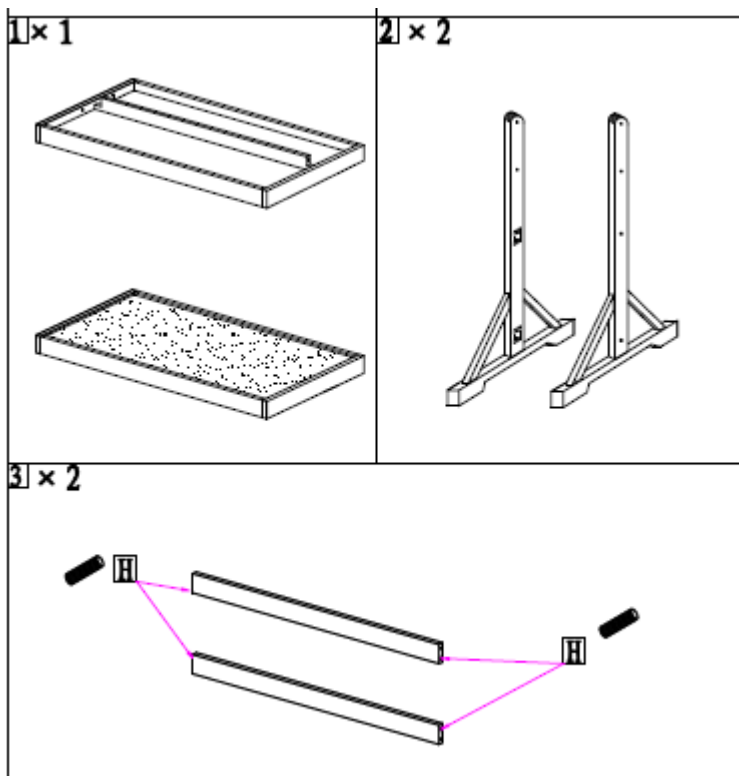
- THE PERFECT TABLE FOR ALL TYPES OF JIGSAW PUZZLES AND OTHER HOBBIES
- NO NEED TO LEAN OVER ON THE FLOOR OR TAKING UP YOUR DINING TABLE AT HOME
- THE TABLE TOP ROTATES FROM FLAT TO just under 90 DEGREES
- NON-SLIP FELT WORK SURFACE MAKE IT PERFECT FOR JIGSAWS OR CARD GAMES ETC (felt depth 1cm)
- WITH A GENEROUS 67X91CM FELT SURFACE
- GLIDES SMOOTHLY ON 2 LOCKABLE CASTORS
- EASY ASSEMBLY
- ALSO COMES WITH FELT COVER TO PROTECT YOUR WORK
- AND WHEN NOT IN USE ITS SUPER SLIM LOCKING AT 90 DEGREES FOR EASY STORAGE

### ASSEMBLY INSTRUCTIONS / INSTRUCTIONS FOR USE:

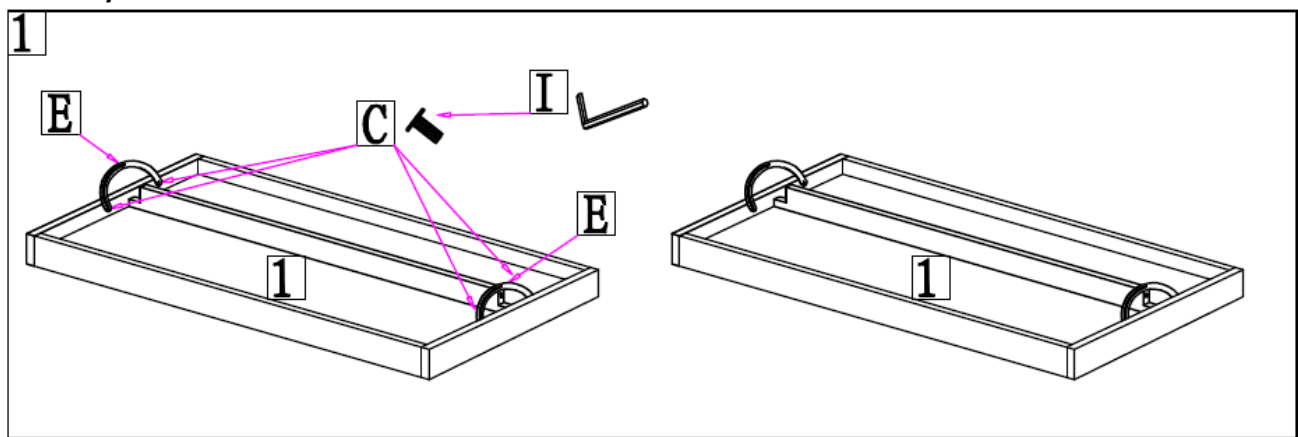
Unpack the components carefully. Please check all parts have been removed from the packaging.

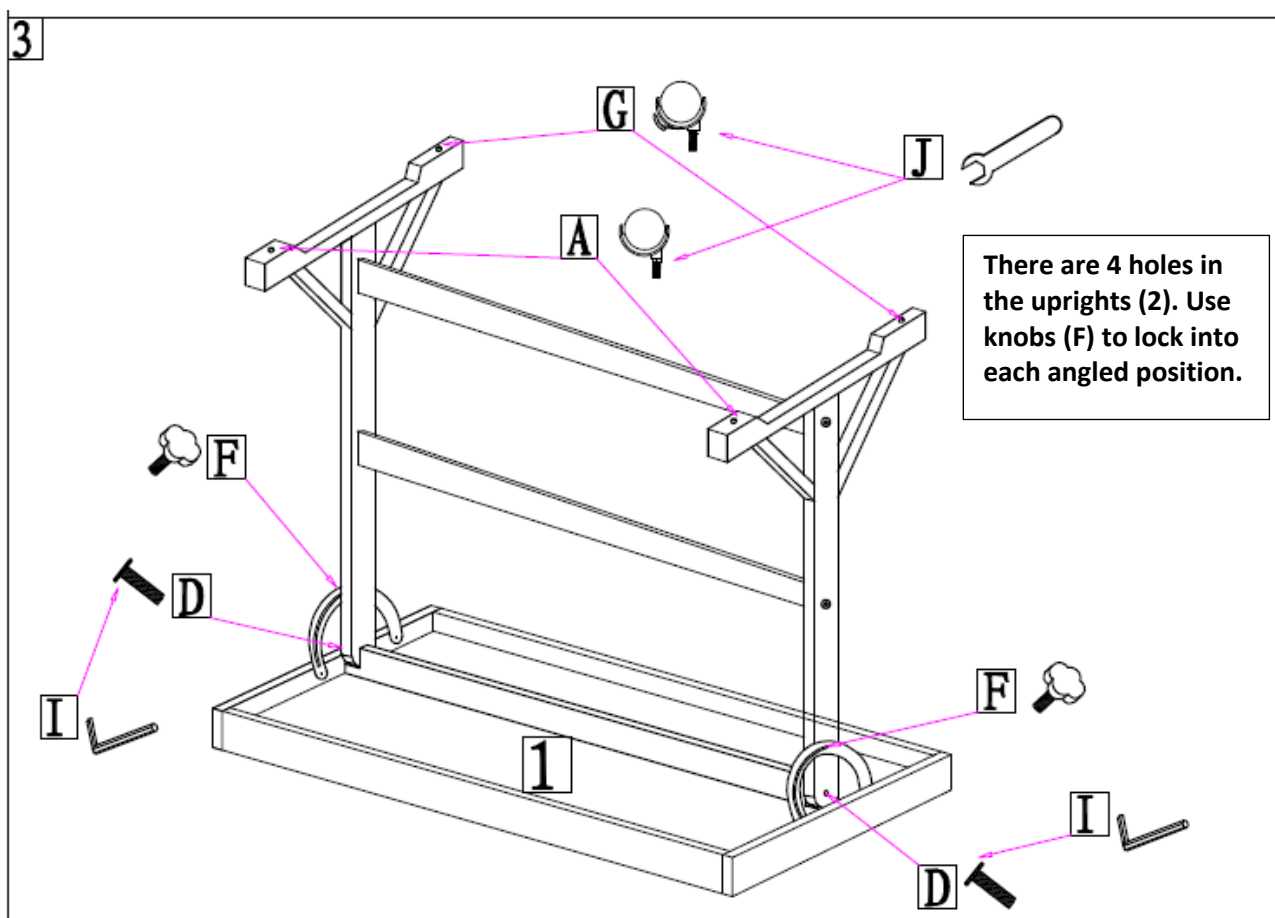
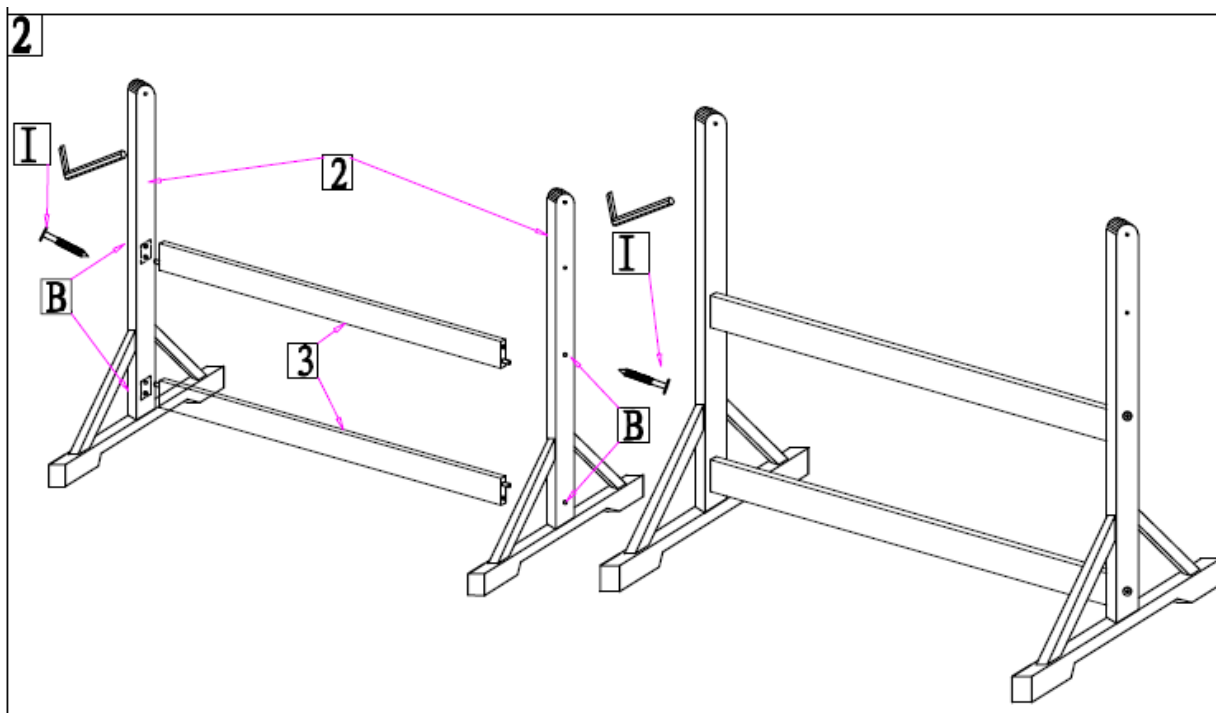
#### Parts

<b>A</b> × 2 	<b>B</b> × 4 	<b>C</b> × 4 	<b>D</b> × 2 
<b>E</b> × 2 	<b>F</b> × 2 	<b>G</b> × 2 	<b>H</b> × 2 
<b>I</b> × 1 	<b>J</b> × 1 		



## Assembly





## CARE AND CLEANING INSTRUCTIONS:

- Store the item in a cool, dry place.
- Wipe with a clean dry cloth.

## DISPOSAL

- Coopers of Stortford use recyclable or recycled packaging where possible.
- Please dispose of all packaging, paper, cartons, packaging in accordance with your local recycling regulations.
- At the end of the product's lifespan please check with your local council authorised household waste recycling centre for disposal.

