

Pk2 Light Up Bubble Blaster Gun H855 Instructions for Use

Please read and retain these instructions for future reference

v001:28/04/21



WARNING:

CHOKING HAZARD - Small parts

Not for children under 3 years.

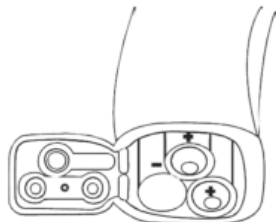
Dimensions

(H) 16 x (W) 5.5 x (D) 14cm

- BUBBLE BOTTLE 50ml
- LIGHTS UP
- REQUIRES 3 XAA BATTERIES (NOT INCLUDED)
- FILL THE PLASTIC SQUIRT GUN WITH THE SOLUTION INCLUDED & WATCH A STREAM OF BUBBLES FLOAT AROUND
- NON TOXIC BUBBLE LIQUID INCLUDED
- WHEN YOU PRESS THE TRIGGER FLASHING LIGHTS AND SOUNDS ARE CREATED
- MAKES FOR A SUPER FUN GAME!
- FOR CHILDREN 3+ YEARS

ASSEMBLY INSTRUCTIONS / INSTRUCTIONS FOR USE:

Unpack the components carefully. Please check all parts have been removed from the packaging.



1. Insert Batteries

Please insert batteries observing correct polarity.



2. Pump water through the tube by pulling the trigger for 15 seconds.



3. Screw the bottle of bubble liquid into the bubble gun as shown. The tube must go inside the bottle.



4. Pull trigger 5-6 times to make bubbles with sound effect. (Sound effect requires the trigger being pulled)

*Calls cost 7 pence per minute plus your telephone company's network access charge

Head Office, 11 Bridge Street,
Bishop's Stortford CM23 2JU
Tel: 0844 482 4400*
Fax: 01279 756 595
www.coopersofstortford.co.uk

Coopers
OF STORTFORD

Pk2 Light Up Bubble Blaster Gun H855 Instructions for Use

Please read and retain these instructions for future reference

v001:28/04/21

You can also use the bubble wand and dip it into the bottle. Then blow bubbles or swing bubble wand to make many colourful bubbles.



Caution:

1. This product uses 3x 1.5V "AA" battery (not included).
2. Please insert the battery with correct polarity
3. Please do not mix use new and used battery
4. Use same or equivalent types of battery only
5. Do not short circuit the battery
6. Please remove exhausted battery from the product
7. Please clean the product with dry and soft cloth



BATTERIES

- Keep batteries away from children and pets.
- Remove the batteries if left for long periods.
- Never dispose of batteries in a fire.
- Battery disposal, spent or expired batteries must be properly disposed of and recycled in compliance with local regulations. For detailed information, contact your local authority.
- Follow the battery manufacturer's safety, usage, and disposal instructions.

DISPOSAL

- Coopers of Stortford use recyclable or recycled packaging where possible.
- Please dispose of all packaging, paper, cartons, packaging in accordance with your local recycling regulations.
- Plastics, polybags – this is made from the following recyclable plastic.



Code & Symbol	 PS	 OTHER
Type of Plastic	Polystyrene	ABS
Commonly used for	Insulation boxes, water cups, protective packaging inserts, take away containers	CD's, crisp packets, various flexible packaging, baby bottles, sunglass lenses
Notes	Not commonly recycled but waste management centres will recycle it.	Not often or widely recycled

- At the end of the product's lifespan please check with your local council authorised household waste recycling centre for disposal.



*Calls cost 7 pence per minute plus your telephone company's network access charge

Head Office, 11 Bridge Street,
Bishop's Stortford CM23 2JU
Tel: 0844 482 4400*
Fax: 01279 756 595
www.coopersofstortford.co.uk

Coopers
OF STORTFORD