

S/3 Colour Changing LED

Candles H949 v01: 02/06/21

Please read and retain these instructions for future reference



Dimensions:

Sizes: 7.5/12.5/15cm x 10cm



Batteries

3x AAA per candle (not included)

1x CR2025 – remote control (included)

- SET OF THREE FLAMELESS PILLAR CANDLES
- MULTI FUNCTION COLOUR CHANGING REMOTE CONTROL
- MULTI FUNCTION COLOUR CHANGING REMOTE CONTROL
- SAFE, LONG-LIFE LED CANDLES MADE WITH REAL WAX. THERE IS NO MESS, DRIPS OR SPILLS (LEDs not replaceable)
- 12 DIFFERENT COLORS WITH A REALISTIC FLAME – EACH CANDLE CAN BE A DIFFERENT COLOUR IF MODE AND MULTI COLOUR IS SELECTED
- REMOTE CONTROLLED WITH AUTOMATIC TIMER AND BATTERY OPERATED 4 OR 8 HOUR TIMER

WARNING:

**CHOKING HAZARD!! Contains small parts!
Not suitable for children under 5 years old!**

ASSEMBLY INSTRUCTIONS / INSTRUCTIONS FOR USE:

Unpack the components carefully. Please check all parts have been removed from the packaging.

USE AND CARE:

1. Open battery compartment on bottom of candle and insert 3 AAA batteries into each candle
2. Turn the switch on the bottom of each candle to the 'ON' position
3. Remove plastic tab from the backside of remote control to activate the pre-installed battery
4. Point remote control directly at candles to use the remote option to turn candles on and off

NOTE: When candles are turned to remote option there is a slight battery drain even if candles are not lit. To preserve battery life turn the switch to the OFF position if you do not plan to use them for a week or longer.

CANDLE BATTERY REPLACEMENT:

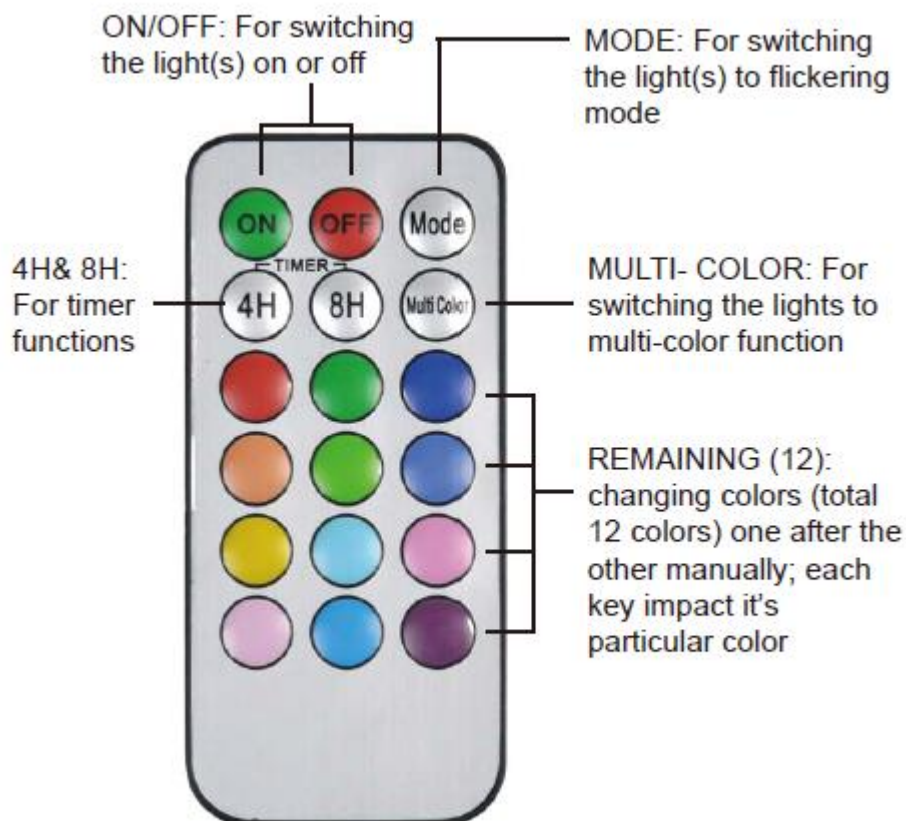
1. Remove battery compartment cover on bottom of candle and remove batteries
2. Clean battery contacts
3. Install fresh batteries and dispose of expired batteries properly
4. Replace compartment cover

S/3 Colour Changing LED Candles H949 Instructions for Use

Please read and retain these instructions for future reference

v001: 02/06/21

Remote control



REMOTE CONTROL BATTERY REPLACEMENT:

1. Slide locking tab toward the centre of the remote and then slide battery compartment out
2. Install new CR2025 button cell battery, be sure that the '+' side of the battery faces up
3. Return battery compartment to its original position
4. Dispose of the expired battery properly and keep away from children and pets!

CARE:

1. Keep away from water or damp locations
1. Use caution in direct sun or high heat to avoid melting wax
2. Remove used batteries promptly

BATTERIES

- Keep batteries away from children and pets.
- Do not mix used and new batteries.
- Remove the batteries if left for long periods.
- Never dispose of batteries in a fire.
- Battery disposal, spent or expired batteries must be properly disposed of and recycled in compliance with local regulations. For detailed information, contact your local authority.

*Calls cost 7 pence per minute plus your telephone company's network access charge

Head Office, 11 Bridge Street,
Bishop's Stortford CM23 2JU
Tel: 0844 482 4400*
Fax: 01279 756 595
www.coopersofstortford.co.uk

Coopers
OF STORTFORD

S/3 Colour Changing LED Candles H949 Instructions for Use

Please read and retain these instructions for future reference



v001: 02/06/21

- Follow the battery manufacturer's safety, usage, and disposal instructions.

DISPOSAL

- Coopers of Stortford use recyclable or recycled packaging where possible.
- Please dispose of all packaging, paper, cartons, packaging in accordance with your local recycling regulations.
- Plastics, polybags – this is made from the following recyclable plastic.



Code & Symbol	 PVC	 OTHER
Type of Plastic	Polyvinyl Chloride	ABS
Commonly used for	Pipes, construction material, flooring, windows, guttering, plaster packs	CD's, crisp packets, various flexible packaging, baby bottles, sunglass lenses
Notes	Not usually collected from household recycling bins, Sometimes recycled at local waste management centres.	Not often or widely recycled

- At the end of the product's lifespan please check with your local council authorised household waste recycling centre for disposal.



*Calls cost 7 pence per minute plus your telephone company's network access charge

Head Office, 11 Bridge Street,
Bishop's Stortford CM23 2JU
Tel: 0844 482 4400*
Fax: 01279 756 595
www.coopersofstortford.co.uk

Coopers
OF STORTFORD