

# Rotating Bathroom Seat with Shelf

K129 v01: 30/07/21

Please read and retain these instructions for future reference



## Dimensions

(H) 42-60 x (W) 39 x (D) 36cm

- TRAY TO BOTTOM OF SEAT 26CM
- HEIGHT ADJUSTABLE - 7 DIFFERENT HEIGHTS

## ASSEMBLY INSTRUCTIONS / INSTRUCTIONS FOR USE:

Unpack the components carefully. Please check all parts have been removed from the packaging.

### Parts:

Rotating seat  
Shelf  
Upper Leg  
Height adjustment leg  
Seat base with seat handle  
White rubber feet

### Assembly

1. Remove contents from carton.
2. Assemble legs by inserting the height adjustment legs into the white rubber tip.
1. Make sure to put the tips on the end without the brass push pin. Repeat for 3 other legs.
2. Insert the height adjustment leg into larger leg receptacle by depressing the brass push pin. Repeat for 3 other legs.
3. Lay seat upside-down on a flat surface. Insert each leg into the seat depressing the brass push pin on the leg receptacle and inserting into the bottom of the seat. A click can be heard when the leg is securely in place. Repeat for 3 other legs.

# Rotating Bathroom Seat with Shelf K129 Instructions for Use

Please read and retain these instructions for future reference

v001: 30/07/21

4. Turn the bathroom seat right-side-up. Attach Shelf by placing it between the legs and inserting the cross braces into the receptacles on the white leg collars.

## Adjusting Leg Height

1. Before use, adjust the height of each leg to your specific needs, making sure all legs are at the same height. When the desired height is reached, lock the legs into place by aligning the brass coloured push pins into the holes.
2. To ensure the legs are locked into place, push down on (or pull up on) the legs.

## Rotating Seat

1. To rotate the seat, pull up gently on the handle until the seat is free of one of the 4 locked positions and gently rotate to desired position. The seat can rotate in both directions and has four locking positions which will secure the seat in place.
2. Ensure the seat is in one of the locked positions before sitting on it.

Seat has 4 locking positions and will rotate in both directions



## Maintenance

- Wipe dry after every use.
- Clean with a mild cleaning solution and a soft cloth, do not use abrasive cleaners or bleach.
- Before each use check all fixings are securely in place.

## WARNINGS / CAUTIONS:

- All four legs with rubber feet MUST touch the floor simultaneously at all times. Please check carefully, especially in a bath where the floor surface is not always level.
- Maximum weight limit is 150kg (23st 8lb).
- Do NOT stand on the stool.
- Keep away from children, this is not a toy.
- Not for use in saunas or extreme temperature conditions.
- Not for commercial use.
- Do not use on damp or wet surfaces as this may impair anti slip properties.
- Check all fixings regularly to ensure these are secure and undamaged.

\*Calls cost 7 pence per minute plus your telephone company's network access charge

The Enterprise Department  
Head Office: 11 Bridge Street  
Bishop's Stortford, CM23 2JU  
Tel: 0844 482 4400\*  
Fax: 01279 756 595  
www.coopersofstortford.co.uk

# Rotating Bathroom Seat with Shelf K129 Instructions for Use

Please read and retain these instructions for future reference





v001: 30/07/21

- Do not move or lift the seat with a person sitting on this.

## DISPOSAL

- Coopers of Stortford use recyclable or recycled packaging where possible.
- Please dispose of all packaging, paper, cartons, packaging in accordance with your local recycling regulations.
- Plastics, polybags – this is made from the following recyclable plastic.



Code & Symbol	 PVC	 LDPE	 PP	 OTHER
Type of Plastic	Polyvinyl Chloride	Low Density Polyethylene	Polypropylene	PU
Commonly used for	Pipes, construction material, flooring, windows, guttering, blister packs	Shopping bags, bread bags, squeeze bottles, stretch/pallet wrap, bubble wrap, multi-pack can holders	Microwaveable food containers, yoghurt pots, butter tubs, disposable plates and cups	CD's, crisp packets, various flexible packaging, baby bottles, sunglass lenses
Notes	Not usually collected from household recycling bins, Sometimes recycled at local waste management centres.	Usually recyclable supermarket deposit points. Check other plastic films as any non-polythene film e.g. cling film, crisp packets film lids	Commonly recycled and collected from household recycling bins (packaging tape itself not recyclable but does not interfere with cardboard)	Not often or widely recycled

- At the end of the product's lifespan please check with your local council authorised household waste recycling centre for disposal.

\*Calls cost 7 pence per minute plus your telephone company's network access charge

The Enterprise Department  
 Head Office: 11 Bridge Street  
 Bishop's Stortford, CM23 2JU  
 Tel: 0844 482 4400\*  
 Fax: 01279 756 595  
[www.coopersofstortford.co.uk](http://www.coopersofstortford.co.uk)