

Modena Companion Set with Parasol

K229 v001: 16/08/21

Please read and retain these instructions for future reference

GAINSBOROUGH
Garden & Wildlife



- BENCH – L130 X H89 X W77CM
- TABLE – 30 X 59 CM
- PARASOL – 1.8M DIAMETER
- COMFY PADDED CHAIRS
- SHADE FROM THE SUN
- TABLE FOR DRINKS

Frame made of mild steel.

Max weight load:
Up to 160kg

CAUTION:

- Please read these instructions carefully before assembly. Ensure all the parts are present and correct and organize all parts before you begin.
- Assemble product on a clean and soft surface, such as a piece of carpet, so as to prevent the surface paint from scratching.
- Do not fully tighten all the bolts until the bench is fully assembled. Once complete place the bench on a flat level surface before tightening the bolts fully.

ASSEMBLY INSTRUCTIONS / INSTRUCTIONS FOR USE:

Unpack the components carefully. Please check all parts have been removed from the packaging.

Please note:
















- **DO NOT OVER TIGHTEN THE BOLTS.**
- Please check if you have all the parts as listed. The quantities listed are the correct amount to complete the assembly. In some cases more fittings may be supplied than are required.
- To clean your furniture we advise using warm soapy water. Use a mild cleaner to avoid damaging the finish. Apply the cleaner using a soft hand brush which will help loosen any stubborn dirt.
- Once clean, the soapy water can be rinsed off with fresh water, then the set will need to be thoroughly dried prior to storing.
- Do not store this set away whilst wet.
- We recommend the furniture is stored away when not in use to prolong the life of your product.
- Care should be taken when sitting down on the furniture with any sharp objects (garden tools or knives) in your pockets, as these could tear any fabric or pierce through the resin weave, causing irreparable damage.
- Any cushions should be stored away in a dry location out of direct sunlight.

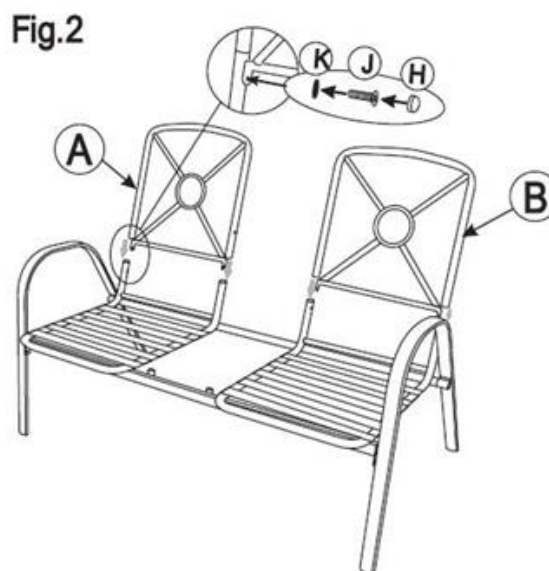
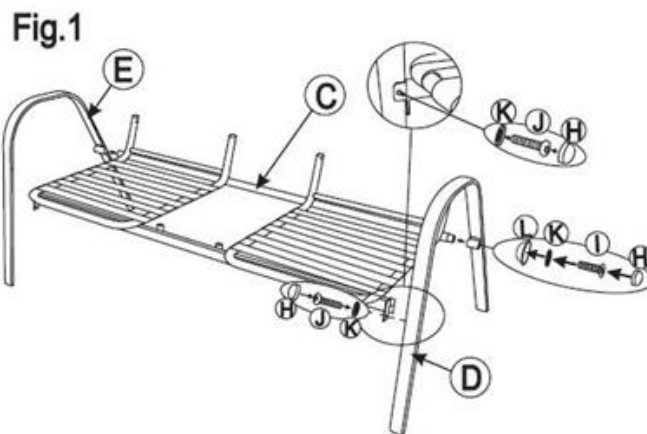
Modena Companion Set with Parasol k229

Instructions for Use

Please read and retain these instructions for future reference

v001: 16/08/21

Part/Qty		
A x1		BACKREST<R>
B x1		BACKREST<L>
C x1		SEAT
D x1		ARM<L>
E x1		ARM<R>
F x1		TEA TABLE
G x1		TOP TABLE SUPPORT
H x12		BOLT CAP
I x4		BOLT(M6*20)
J x8		BOLT(M6*15)
K x12		WASHER<1>
L x2		WASHER<2>
M x2		PLASTIC SPACERS
N x2		CUSHION
O x1		ALLEN KEY



*Calls cost 7 pence per minute plus your telephone company's network access charge

The Enterprise Department
 Head Office: 11 Bridge Street
 Bishop's Stortford, CM23 2JU
 Tel: 0844 482 4400*
 Fax: 01279 756 595
www.coopersofstortford.co.uk

Fig.3



Fig.4

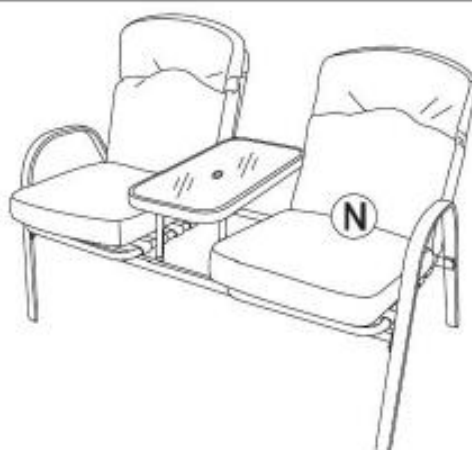


Fig.5



The shelf should be pointed straight up when affixing. Then lowered carefully onto part G.

Fig.6






Do not fully tighten all the bolts until the bench is fully assembled. Once complete place the bench on a flat level surface before tightening the bolts fully. Slide the parasol through the hole in the glass.

DISPOSAL

- Coopers of Stortford use recyclable or recycled packaging where possible.
- Please dispose of all packaging, paper, cartons, packaging in accordance with your local recycling regulations.
- Plastics, polybags – this is made from the following recyclable plastic.



Code & Symbol	 HDPE	 LDPE	 OTHER
Type of Plastic	High-Density Polyethylene	Low Density Polyethylene	Polyester
Commonly used for	Milk bottles, cleaning product bottles, yoghurt pots, butter tubs and other food containers	Shopping bags, bread bags, squeeze bottles, stretch/pallet wrap, bubble wrap, multi-pack can holders	CD's, crisp packets, various flexible packaging, baby bottles, sunglass lenses
Notes	Commonly recycled and collected from household recycling bins. Check with your local authority	Usually recyclable supermarket deposit points. Check other plastic films as any non-polythene film e.g. cling film, crisp packets film lids	Not often or widely recycled

- At the end of the product's lifespan please check with your local council authorised household waste recycling centre for disposal.