

1L Electric Water Sprayer

K257 v01: 30/07/21

Please read and retain these instructions for future reference



Dimensions

(H) 29.5 x (W) 16 x (D) 13.5cm

- 1000ML Capacity
- Voltage – 3.6V
- Battery – 2000MAH
- Flow Rate – 280-460ml a min
- Nozzle Size 1.3mm
- USB Charger (included)
- Has adjustable Spray Patterns
- Can be used for an hour on a single charge
- Has a water level
- Has a power indicator
- Can be used with natural plant fertilisers

ASSEMBLY INSTRUCTIONS / INSTRUCTIONS FOR USE:

Unpack the components carefully. Please check all parts have been removed from the packaging.

Specification

Charging Voltage	5V DC
Charging Current	500mA
Battery capacity	One charge continuous working time 60 min (2000mAh)
Spray power	Maximum spray distance is 6m
Volume	1L
Weight	345g
Working temperature	>0-40°C

Warning

- Charge up first without the bottle, then fill the bottle with water.
- Do not spray flammable liquids (petrol, alcohol etc.)
- Not suitable for spraying any chemicals such as pesticides.
- When using the product keep nozzle away from your face.

Attention

- Product cannot be used upside down.
- When the indicator light is only one light and flashing, please charge before use. Use phone charger cable to charge. LED light will turn green when fully charged.

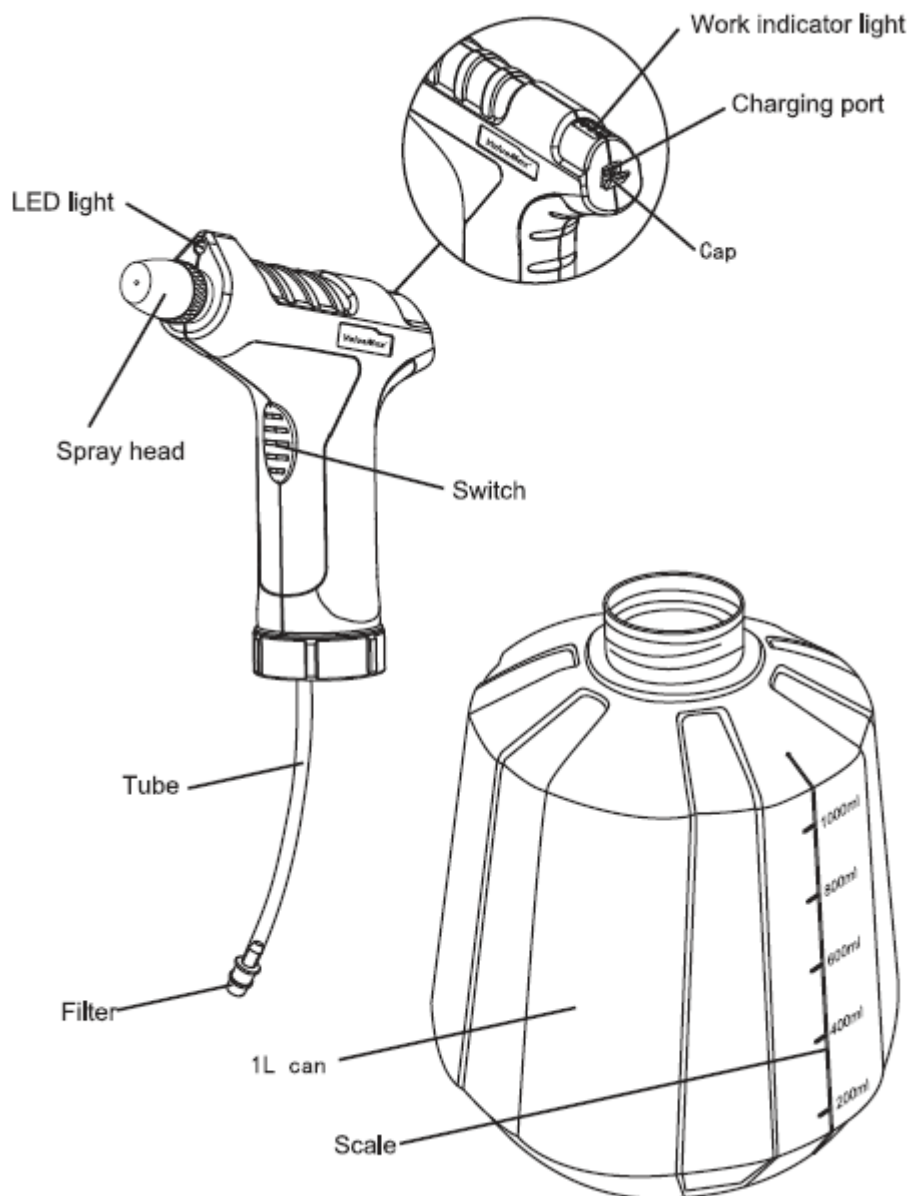
1L Electric Water Sprayer K257

Please read and retain these instructions for future reference

Instructions for Use

v001: 30/07/21

Parts



*Calls cost 7 pence per minute plus your telephone company's network access charge

The Enterprise Department
Head Office: 11 Bridge Street
Bishop's Stortford, CM23 2JU
Tel: 0844 482 4400*
Fax: 01279 756 595
www.coopersofstortford.co.uk

1L Electric Water Sprayer K257

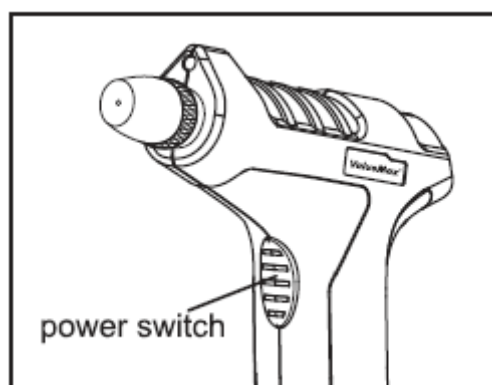
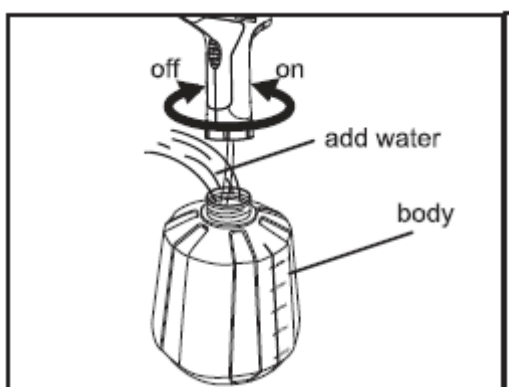
Please read and retain these instructions for future reference

Instructions for Use

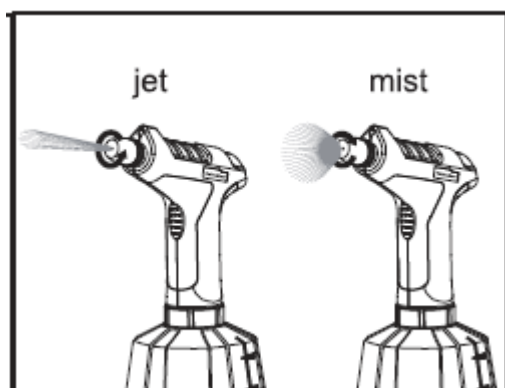
v001: 30/07/21

Operation

1. Open the bottle body as shown, add the required amount of water. Do not overfill. Then tighten.
2. The sprayer will continue working after the switch has been pressed. Press the switch again to turn off.



3. The nozzle can be adjusted to a jet or mist mode depending on your requirements.



After each use

- Pour out the residue in the bottle and rinse with clean water.
- Unscrew the nozzle and rinse the residual impurities with water.
- Pull out the water filter and rinse.
- Warning: Keep motor switch and electrical lines away from water.

Power connection:

Insert the USB receiver into the energizing port and plug the other end into the power port.

This product is suitable for general USB interface line, which can be connected to mobile power supply, computer, ordinary and vehicle-mounted power supply, etc.

DISPOSAL

- Coopers of Stortford use recyclable or recycled packaging where possible.



*Calls cost 7 pence per minute plus your telephone company's network access charge

The Enterprise Department
Head Office: 11 Bridge Street
Bishop's Stortford, CM23 2JU
Tel: 0844 482 4400*
Fax: 01279 756 595
www.coopersofstortford.co.uk


1L Electric Water Sprayer K257

Please read and retain these instructions for future reference

Instructions for Use

v001: 30/07/21

- Please dispose of all packaging, paper, cartons, packaging in accordance with your local recycling regulations.
- Plastics, polybags – this is made from the following recyclable plastic.

Code & Symbol	
Type of Plastic	Low Density Polyethylene
Commonly used for	Shopping bags, bread bags, squeeze bottles, stretch/pallet wrap, bubble wrap, multi-pack can holders
Notes	Usually recyclable supermarket deposit points. Check other plastic films as any non-polythene film e.g. cling film, crisp packets film lids

- At the end of the product's lifespan please check with your local council authorised household waste recycling centre for disposal.



*Calls cost 7 pence per minute plus your telephone company's network access charge

The Enterprise Department
Head Office: 11 Bridge Street
Bishop's Stortford, CM23 2JU
Tel: 0844 482 4400*
Fax: 01279 756 595
www.coopersofstortford.co.uk