

# Parasol Bulb Light with Remote

K338 v001: 13/10/21

Please read and retain these instructions for future reference

**GAINSBOROUGH**  
Garden & Wildlife



**Dimensions:** 25 x 25 cm

**Batteries required:** 4xAA 1.5V (LR6) (not included)


**For remote control:** 1x CR2025 (included)

- WITH 12 BULBS EACH WITH A WARM WHITE LED INSIDE (LEDS NOT REPLACEABLE)
- CIRCULAR DESIGN FITS PERFECTLY UNDER A PARASOL
- EASY TO MOUNT DESIGN WHICH FITS SNUGLY AROUND YOUR PARASOL POLE THANKS TO ITS ADJUSTABLE INNER CLAMP
- FITS POLE DIAMETERS OF BETWEEN 2.8 & 4.37CM SO WILL FIT MOST STANDARD SIZED PARASOLS
- NO EXTENSION CORDS OR UGLY TRAILING WIRES
- USE TO PROVIDE LIGHT FOR WHEN DINING, READING, RELAXING ETC ON THE LONG SUMMER NIGHTS
- REMOTE CONTROL SO YOU CAN EASILY TURN ON AND OFF AS NEEDED

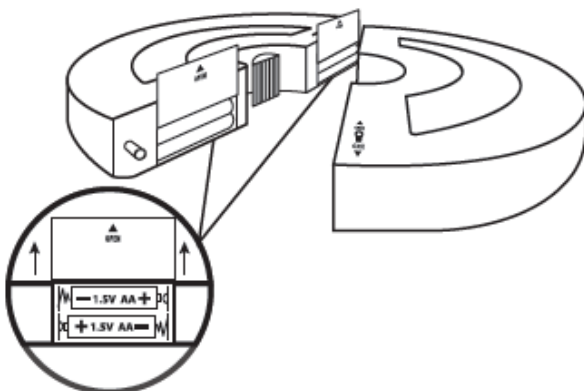
## ASSEMBLY INSTRUCTIONS / INSTRUCTIONS FOR USE:

Unpack the components carefully. Please check all parts have been removed from the packaging.

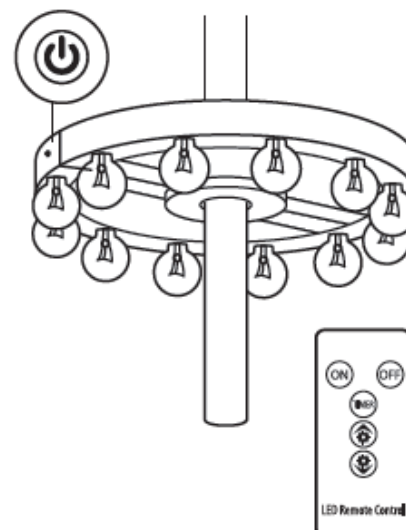
**Illustration 1**



**Illustration 2**



**Illustration 3**



## Remote Control

Remove the pull tag from the bottom of the remote control.

To use the remote control point at the sensor on the light set. Ensure there are no obstacles in the way as this will affect the remote control's effectiveness.

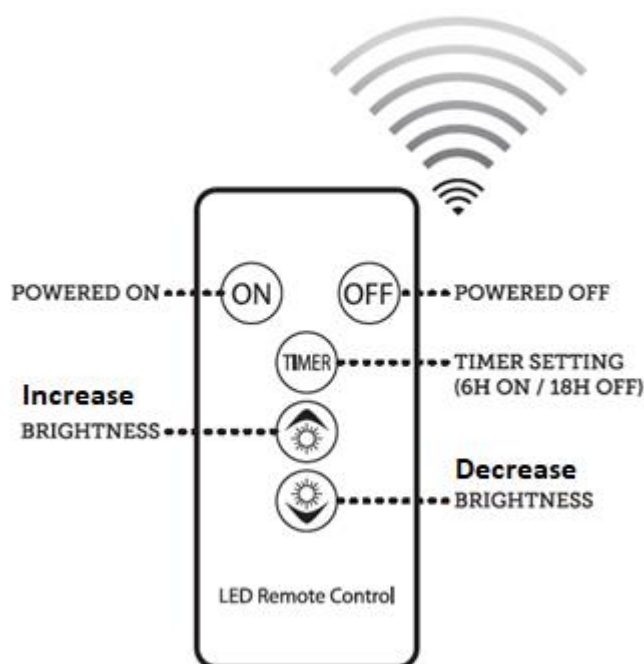
Use the "ON" button to turn on the lights.

Alternatively, use the "OFF" button to turn them off manually.

Press the "Timer" button, the lights will stay lit for 6 hours, then turn off after 18 hours automatically.

You can control the brightness by pressing the "Brightness" button.

If the battery is exhausted, replace with a CR2025 battery and ensure the correct polarity (+) is on top.



## Warnings

- Never use this light outdoors in wet/damp weather or extreme temperature. Always hang in a dry and sheltered location.
- Ensure the light is attached securely to the parasol before use.

## Trouble Shooting

If the light fails to illuminate when switched on, please check the following things:

- Ensure the light is set to "ON" position.
- Check the battery to make sure that the ends are making secure contact with the terminals.
- Replace the batteries with a new set.

## Cleaning and Maintenance

To maintain maximum illumination always keep the light panel clean and free from dust and debris. If cleaning is required, please use a soft cloth or paper towel. Never try to disassemble the light. For long-term storage, remove the batteries and store the light in a cool, dry environment.

## BATTERIES

- Keep batteries away from children and pets.
- Do not mix used and new batteries.
- Remove the batteries if left for long periods.
- Never dispose of batteries in a fire.
- Battery disposal, spent or expired batteries must be properly disposed of and recycled in compliance with local regulations. For detailed information, contact your local authority.
- Follow the battery manufacturer's safety, usage, and disposal instructions.

# Parasol Bulb Light with Remote K338

# Instructions for Use








Please read and retain these instructions for future reference

v001: 13/10/21

## DISPOSAL

- Coopers of Stortford use recyclable or recycled packaging where possible.
- Please dispose of all packaging, paper, cartons, packaging in accordance with your local recycling regulations.
- Plastics, polybags – this is made from the following recyclable plastic.



Code & Symbol	 PETE	 HDPE	 PVC	 LDPE	 PP	 PS	 OTHER
Type of Plastic	Polyethylene Terephthalate	High-Density Polyethylene	Polyvinyl Chloride	Low Density Polyethylene	Polypropylene	Polystyrene	Please Specify (includes ABS, Nylon)
Commonly used for	Soft drink and juice bottles, shampoo bottles, meat trays, fruit punnets	Milk bottles, cleaning product bottles, yoghurt pots, butter tubs and other food containers	Pipes, construction material, flooring, windows, guttering, plaster packs	Shopping bags, bread bags, squeeze bottles, stretch/pallet wrap, bubble wrap, multi-pack can holders	Microwaveable food containers, yoghurt pots, butter tubs, disposable plates and cups	Insulation boxes, water cups, protective packaging inserts, take away containers	CD's, crisp packets, various flexible packaging, baby bottles, sunglass lenses
Notes	Commonly recycled and collected from household recycling bins. Check with your local authority	Commonly recycled and collected from household recycling bins. Check with your local authority	Not usually collected from household recycling bins, Sometimes recycled at local waste management centres.	Usually recyclable supermarket deposit points. Check other plastic films as any non-polythene film e.g. cling film, crisp packets film lids	Commonly recycled and collected from household recycling bins (packaging tape itself not recyclable but does not interfere with cardboard)	Not commonly recycled but waste management centres will recycle it.	Not often or widely recycled

- At the end of the product's lifespan please check with your local council authorised household waste recycling centre for disposal.

