

Sunflower Design Corner Shelving

K394

v002: 22/02/23

Please read and retain these instructions for future reference



Dimensions

(H) 34.5 x (W) 40 x (D) 40cm

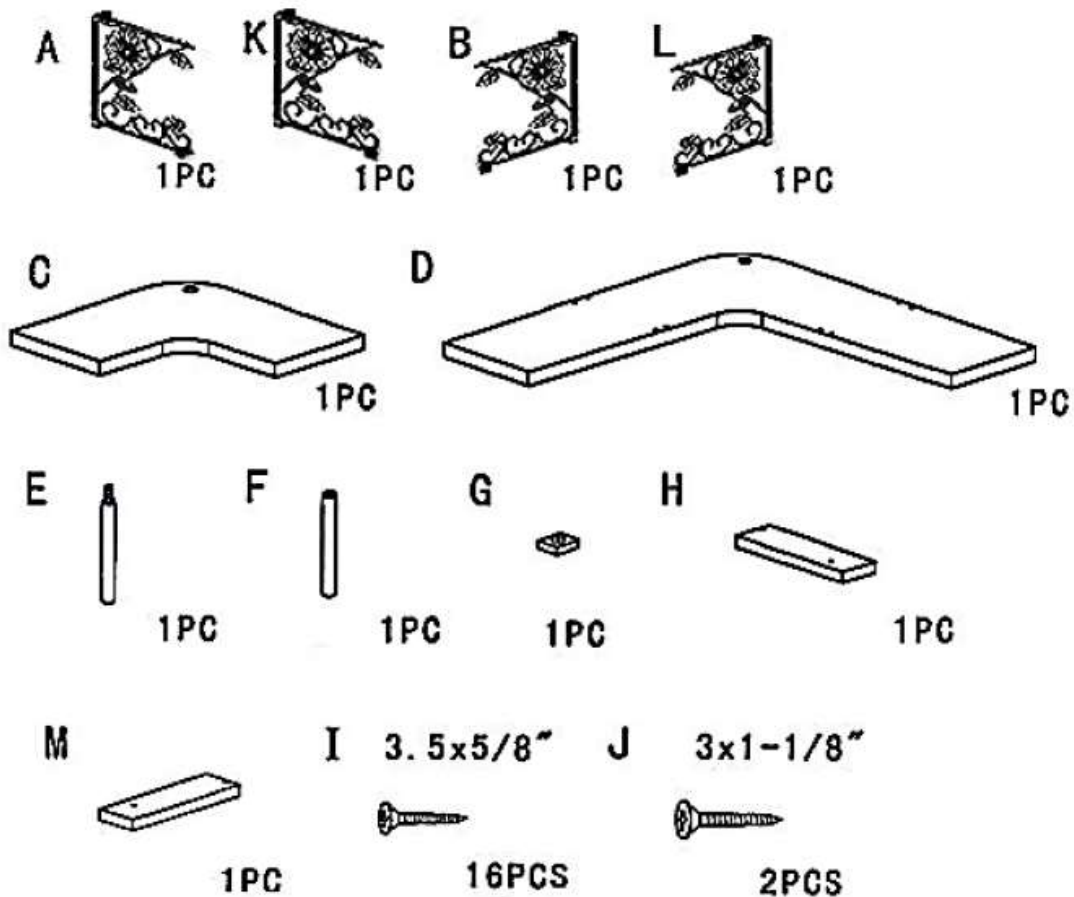
Material: MDF

- Max weight load: top shelf: 2kgs, bottom shelf: 6kgs
- Height between the 2 shelving units: 15.5cm
- Free standing

ASSEMBLY INSTRUCTIONS / INSTRUCTIONS FOR USE:

Unpack the components carefully. Please check all parts have been removed from the packaging.

Parts

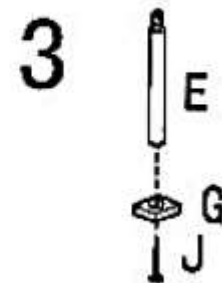
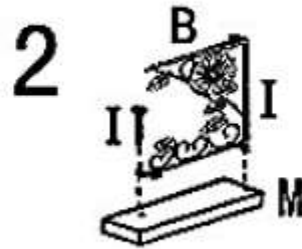
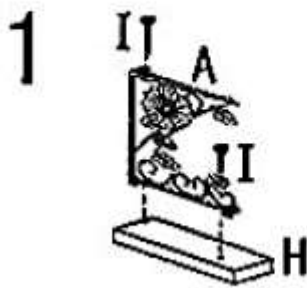


Sunflower Design Corner Shelving K394

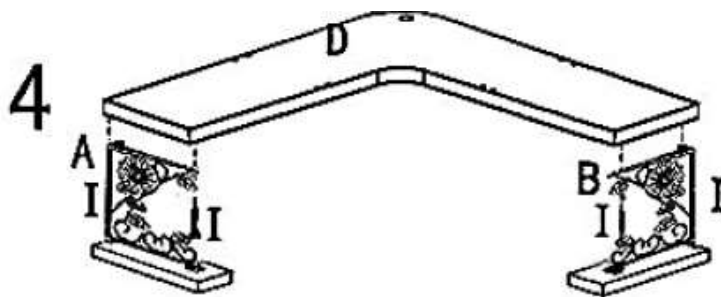
Please read and retain these instructions for future reference

Instructions for Use

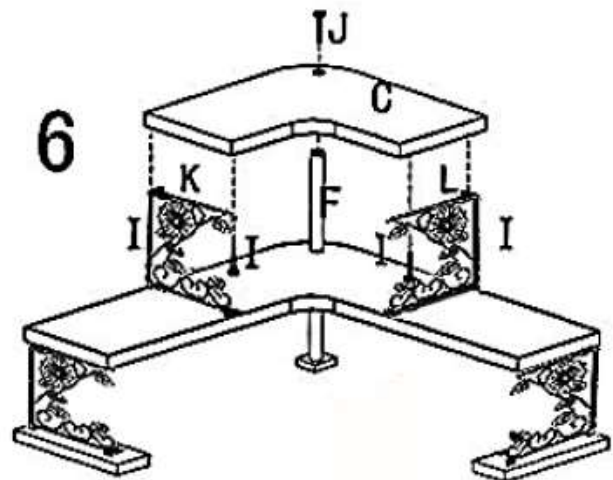
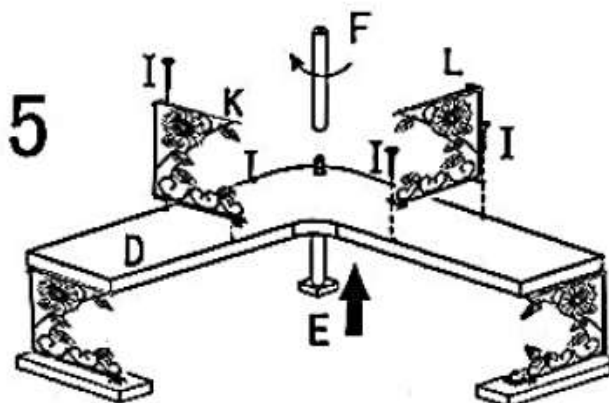
v002: 22/02/23



1&2: Fit side panel A to board H with 2 screws I where shown. 3. Then connect pole parts E and G using 1x screw J.



4. Place part D onto assembled corners and attach with 2x screws I on both sides.



5. Feed assembled pole (E) through the hole in the corner and twist in part F. Attach part K to one side of the board using 2x screws I. Repeat on the other side of the board as shown.

**The Enterprise
Department**

UK Head Office, 11 Bridge Street, Bishop's Stortford, CM23 2JU
Tel: 0330 331 0300 Fax: 01279 756595
www.coopersofstortford.co.uk
EU address: D.S.B. LD, 160 Bd. de Fourmies, 59100 Roubaix, France
Tel: (+44) 1279 701269

6. Seat the top shelf onto Parts K & L and fix with 2x screws I. Fit 1x screw J through the hole to connect to the pole.

DISPOSAL

- Coopers of Stortford use recyclable or recycled packaging where possible.
- Please dispose of all packaging, paper, cartons, packaging in accordance with your local recycling regulations.
- At the end of the product's lifespan please check with your local council authorised household waste recycling centre for disposal.

