



Portable Bed Handrail



Thank you for purchasing our Portable Bed Handrail, easily secure to your mattress to balance your weight with reliable support.

We hope you are happy with your purchase.

Please read the instructions before use.

Assembly Instructions:

1. Remove the product parts out of the box and ensure everything is correct as shown in figure 1.
2. Using figure 2 separate and identify the different parts of the product before beginning assembly. Please note the labels at the end of each tube (1, 2, 3) as shown in the diagram.
3. Attach handle tube to both upright tubes so the labels 1 on the handle tube are connected with the labels 1 on the upright tubes.
4. Attach base tubes to each other so each label 2 is connected with the other.
5. Attach the base tubes to the upright tubes so the labels 3 on the base tube are connected with the labels 3 on the upright tubes.
6. Slide the organiser bag over the handle tube as shown in figure 3.
7. Wrap the safety strap around the base tubes of the product as shown in figure 3. Place the product and safety strap between the mattress and box spring of the bed so the safety strap is secured around the bed frame on the opposite side of the bed as shown in figure 4.
8. Snap the buckle together and tighten the loose end of the strap so the product is secured to the side of the mattress.

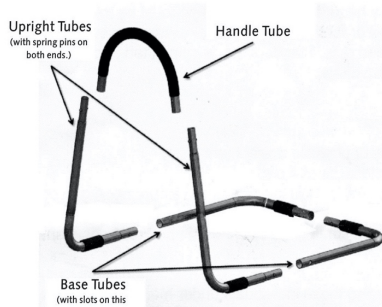


Figure 1

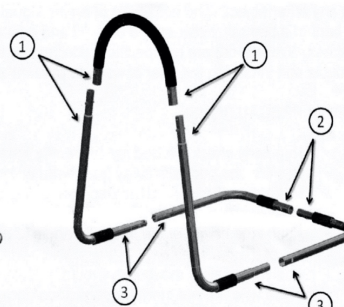


Figure 2

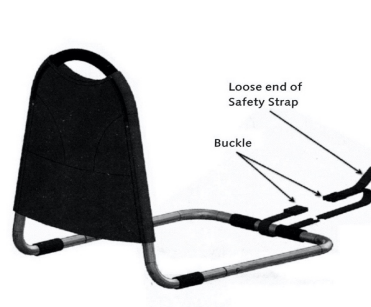


Figure 3

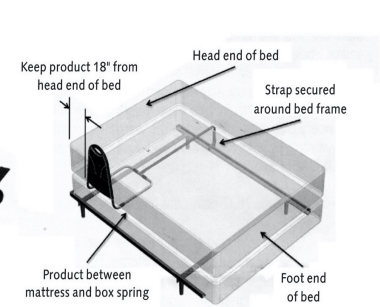


Figure 4

Cleaning:

- Clean regularly using a soft cloth and mild disinfectant solution.
- Do not use abrasive cleaners as this can cause damage to the product.

Caution:

- ✓ Regularly check the bed rail to identify areas of possible entrapment.
- ✓ Position the bed rails away from head or footboards of a bed.
- ✓ Make sure that there is no gap between the bed rail and the side of the mattress. A gap could allow the user to become wedged between the bed rail and the mattress.
- ✓ Adjust the height of the bed rail handle to avoid small gaps between the bed rail handle and the top of the mattress,
- ✓ Additional safety measures should be taken for users that are a high risk. Such users include those who are not mentally conscious (including those individuals under medication), users who have size or weight conditions that may change the gap between the bed rail and the mattress, and users who are generally restless while awake or asleep.
- ✓ Serious injury or death can result if bed rails are not properly installed. Entrapment has resulted in injuries and death, Entrapment is a situation where an individual can become wedged between a bed rail and any other object The possibility of an individual's head, body, arms, or legs could be trapped between the bars of a bed rail, between the bed rail and a head or footboard of a bed, or between the bed rail and a mattress While there are no specific guidelines for bed rails, Standers Inc. is committed to providing safe products and informing the user of ways to prevent accidents.
- ✓ If you are suffering from an ailment or injury or are taking medications that affect your balance or ability to stand or sit down, you should first consult with a physician before using this product. If the product is not used properly, serious injury or harm could result.
- ✓ The product was not intended to carry the full weight of an individual. This product is only intended to provide balance and support while sitting and standing.
- ✓ The product instructions must be carefully followed to ensure that the product is properly assembled and positioned. Failure to follow the instructions could result in serious injury to the user(s) of the product.
- ✓ Children should not be allowed to hang on or play with the product.
- ✓ **DISCLAIMER:** Neither S&S Enterprises Ltd nor the manufacture is liable for any harm or injury that may result or has resulted from the improper use or assembly of the product.



Product Code: B161801

Made in China for S&S Enterprises Ltd. 26 Perivale Park Middlesex UB6 7RL