

EASTER SENSOR CHICK

Item No: L225

Instructions for Use

v002: 13/11/23

Please read and retain these instructions for future reference

Home Decor
ESSENTIALS



Power Details: 2*LR41cells included.

Button Cell Compartment secured by screw.

Please read this instruction manual thoroughly before starting and ensure you are familiar with the operation of your new Easter sensor chick.

User instructions:

Touch both holes at the bottom with hands. This will make the easter sensor chick chirp.

WARNINGS AND SAFETY INSTRUCTIONS:


WHEN USING ANY APPLIANCE, BASIC SAFETY PRECAUTIONS SHOULD ALWAYS BE FOLLOWED:

- READ ALL INSTRUCTIONS BEFORE USE.
- FOR DOMESTIC INDOOR USE.
- NOT FOR COMMERCIAL USE.
- BEFORE USE, CHECK THOROUGHLY FOR ANY DEFECTS AND DO NOT USE IF DEFECTS ARE FOUND. TAKE CARE NOT TO DROP THE PRODUCT AS HEAVY IMPACTS MAY CAUSE INTERNAL DAMAGE.
- THE USE OF ANY ACCESSORY OR ATTACHMENTS NOT RECOMMENDED BY COOPERS OF STORTFORD MAY CAUSE INJURIES AND INVALIDATE ANY WARRANTY YOU MAY HAVE.

BATTERIES:

- **CONTAINS BUTTON CELLS**



⚠ BATTERY WARNING KEEP OUT OF REACH OF CHILDREN Swallowing can lead to chemical burns, perforation of soft tissue, and death. Severe burns can occur within 2 hours of ingestion. Seek medical attention immediately.	
--	---

BATTERY SAFETY:

- **BATTERY WARNING: KEEP OUT OF REACH OF CHILDREN. IF SWALLOWED OR PLACED INSIDE ANY PART OF THE BODY SEEK IMMEDIATE MEDICAL ATTENTION.**
- INSTALL BATTERIES IN ACCORDANCE WITH ITS POLARITY SYMBOLS. DO NOT FIT BUTTON CELLS IN REVERSE.
- ENSURE THE BATTERY COMPARTMENT IS SECURED BY A SCREW OR SECURING DEVICE.


- IF THE BATTERY COMPARTMENT (DOES NOT CLOSE SECURELY, STOP USING THE PRODUCT AND KEEP IT AWAY FROM CHILDREN.
- DO NOT SHORT CIRCUIT THE BATTERY TERMINALS.
- REMOVE THE BATTERIES IF LEFT FOR LONG PERIODS.
- **KEEP BATTERIES AWAY FROM CHILDREN AND PETS.**
- DO NOT MIX USED AND NEW BUTTON CELLS
- **NEVER DISPOSE OF BUTTON CELLS OR BATTERIES IN A FIRE.**

BATTERY DISPOSAL


- SPENT OR EXPIRED BUTTON CELLS MUST BE DISPOSED SAFELY AWAY FROM CHILDREN ACCESS AND RECYCLED IN COMPLIANCE WITH YOUR LOCAL AUTHORITY REGULATIONS.
- FOLLOW THE BATTERY MANUFACTURER’S SAFETY, USAGE, AND DISPOSAL INSTRUCTIONS.

CARE AND CLEANING INSTRUCTIONS

- ALWAYS SWITCH OFF AND REMOVE BATTERIES BEFORE CLEANING.
- DO NOT IMMERSE IN WATER.
- DO NOT USE ABRASIVE CLEANERS OR SHARP UTENSILS TO CLEAN THIS APPLIANCE.
- WIPE SURFACES WITH A SOFT DRY CLOTH. DRY THOROUGHLY BEFORE FURTHER USE.
- STORE THE APPLIANCE IN A COOL, DRY PLACE.

<p>DISPOSAL</p> <ul style="list-style-type: none"> • Coopers of Stortford use recyclable or recycled packaging where possible. • Please dispose of all packaging, paper, cartons, packaging in accordance with your local recycling regulations. • At the end of the product’s lifespan please check with your local council authorised household waste recycling centre for disposal. 	
--	--

Plastics, polybags – Contains the following recyclable plastic.

Code & Symbol	 OTHER
Type of Plastic	Please Specify (includes ABS, Nylon)

CUSTOMER SERVICES:

Distributed by / Verteilt durch / Distribué par.

UK: The Enterprise Department Ltd.
 11 Bridge Street, Bishops Stortford, Herts, UK, CM23 2JU
 Tel: 0330 331 0300

NI/EU:
 D.S.B. LD, 160 Bd. de Fourmies, 59100 Roubaix, France
 Tel: (+44) 1279 701269

