

# Magnetic Door Curtain

L456/L457 v01: 05/10/22

Please read and retain these instructions for future reference



## Dimensions

(H) 210 x (W) 100cm

Material: Polyester

L456 Black Magnetic Door Curtain

L457 Magic Garden Magnetic Door Curtain

- CLOSSES AUTOMATICALLY BY MAGNETIC STRIPS
- EASE TO INSTALL USING ADHESIVE TAPE AND PINS (INCLUDED)
- LIGHT & AIR PERMEABLE
- KEEP ANNOYING INSECTS OUTSIDE
- YOU ARE STILL ABLE TO WALK THROUGH THE CURTAIN THANKS TO THE MIDDLE MAGNETIC OPENING



Included: 12 pairs of hook & loop strips  
15 pcs of push pins

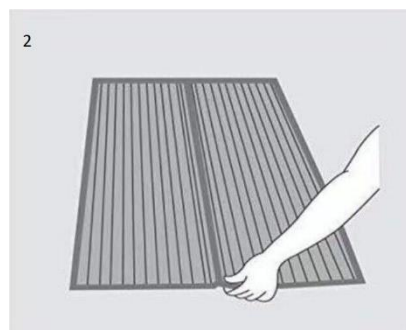
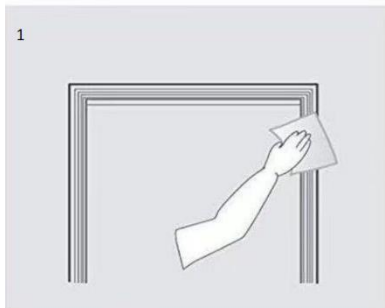
## ASSEMBLY INSTRUCTIONS / INSTRUCTIONS FOR USE:

Unpack the components carefully. Please check all parts have been removed from the packaging.

### Installation

Step 1. Clean the door frame and leave for a few minutes until the cleaned area is completely dry.

Step 2. Place the mesh flat on the floor with the hook & loop strip facing up. Make sure the magnets are aligned in the middle.



**The Enterprise  
Department**

UK Head Office, 11 Bridge Street, Bishop's Stortford, CM23 2JU

Tel: 0844 4824400\*, Fax: 01279 756595

[www.coopersofstortford.co.uk](http://www.coopersofstortford.co.uk)

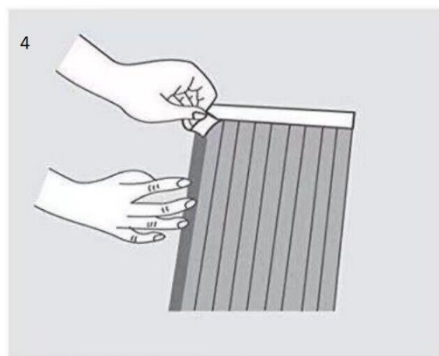

EU address: D.S.B. LD, 160 Bd. de Fourmies, 59100 Roubaix, France

Tel: (+44) 1279 701269

\*UK Calls cost around 7 pence per minute plus your telephone company's network access.  
Please check with your telephone supplier.

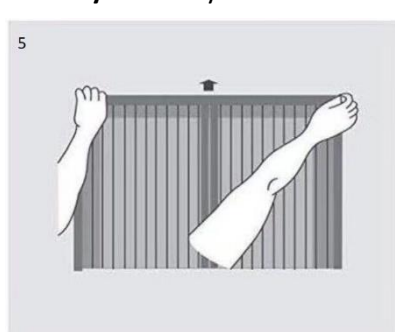
Step 3. Attach the supplied hook & loop strips to the top and each side without removing the white backing tape.

Step 4. Peel off the backing tape from hook & loop strip.



Step 5. Stick the mesh to the top of the door frame. Make sure the mesh is in the proper position and the centre of the mesh slightly higher than the two sides. Peel off the white backing tape from two sides slowly and stick hook & loop strip to the frame from top to bottom. Make sure the mesh is not pulled too tight across the middle for the magnets to line up and closing easily.

Step 6. Check the mesh is opening and closing correctly, adjust if necessary. Optional: You can use push pins for extra support on a **wooden door frame only**, but they will leave small holes in your door frame.



#### Cleaning and Storage:

- Do not use any harsh or abrasive cleaners on the magnetic door curtain.
- Wipe the screen with a damp cloth. For stubborn dirt, you can spot clean with a small amount of soap and a cloth.
- Do not put in a dryer. Do not dry clean.

#### Safety Information:

- Keep children away from the packaging material and push pins.
- Maintain adequate distance from heat sources such as stove-tops or ovens.

## Warning:

- The magnetic door curtain is not a safety barrier for children and/or pets.
- Do not use magnetic door curtain to keep children and/or pets indoors.
- Product may not function properly if not installed correctly.

## DISPOSAL

- Coopers of Stortford use recyclable or recycled packaging where possible.
- Please dispose of all packaging, paper, cartons, packaging in accordance with your local recycling regulations.
- At the end of the product's lifespan please check with your local council authorised household waste recycling centre for disposal.

