





Turbo Fan Shower Head with Filters

Thank you for purchasing our Turbo Fan Shower Head with Filters. We hope you will be happy with your purchase

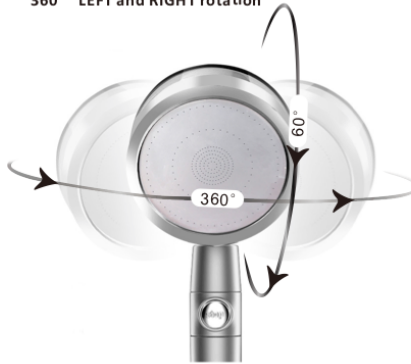


Water outlet mode



360° Rotation

60° UP and DOWN rotation
360° LEFT and RIGHT rotation



Water stop switch

One button on/off
Convenient and fast



Water pressure regulation



Replaceable filter element



Purifying filters:
Will remove sediments in the water, iron filings, dirt and heavy metal. It protects your skin, hair and overall health of your family. The change of filter color will gradually go darker depending on the water quality in you area. Recommended replacement every 6-8 weeks.

Common interface

The universal G1/2" thread fits any standard shower hose or extension making it easy to install without any tools or plumber.



Installation:

1. Simply screw your showerhead on the nozzle of the hose and screw the other end to the water outlet of your shower
2. Shower head has a standard 1 1/2 x 18mm dimensions tip

Change Spray Modes:

1. To change the spray mode, simply adjust the sliding button on the side of the showerhead
 - a. Pulse Mode
 - b. Rain Mode
 - c. Mixed Mode

Precaution of use

WARNING! The showerhead is not a toy. Always use this showerhead under the supervision of an adult

This showerhead is a non-medical device. Consult your doctor if you have skin problem

WARNING!

DO NOT USE THIS SHOWER HEAD WITH ELECTRIC SHOWER UNITS

