

Ultra Sonic Cleaner

Item No: L728 / 62956

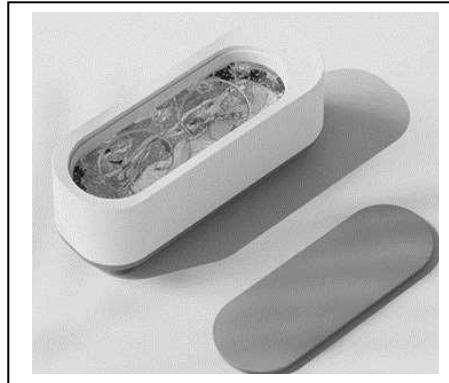
Instructions for Use

Please read and retain these instructions for future reference

v001: 19/08/25

Java

wellness



Power Details: 2x AA batteries (not included)

**ALWAYS USE ALKALINE BATTERIES.
DO NOT USE LITHIUM BATTERIES.**

Please read this instruction manual thoroughly before starting and ensure you are familiar with the operation of your new Ultra Sonic Cleaner.

User Instructions

The battery compartment is located at the bottom of the product.

1. Remove the battery cover and install 2 x AA batteries (not included) observing correct polarity.
2. Close the battery cover.
3. Open the cover on the top of the product's body and fill 2 / 3 of the container capacity with water.
4. If required, pour a mild cleaning detergent into the container. Use hand wash safe, water soluble detergent. Turn ON the power switch of the machine body and start cleaning.
5. Turn OFF the power switch of the washer to stop. (it will not turn off automatically)
6. After the washer stops working, take the cleaned object out. Empty and wash the cleaner with clean water before each use.



Washable Products	Cleaning time
Glasses	About 5 minutes
Rulers, scissors, etc	
Toothbrushes , razors , blades , combs , etc	
Rings, necklaces, waterproof watches, etc	
Dentures, etc	

WARNINGS AND SAFETY INSTRUCTIONS:

WHEN USING ANY APPLIANCE, BASIC SAFETY PRECAUTIONS SHOULD ALWAYS BE FOLLOWED:

- READ ALL INSTRUCTIONS BEFORE USE.
- FOR DOMESTIC INDOOR
- NOT FOR COMMERCIAL USE.
- BEFORE USE, CHECK THOROUGHLY FOR ANY DEFECTS AND DO NOT USE IF DEFECTS ARE FOUND. TAKE CARE NOT TO DROP THE APPLIANCE AS HEAVY IMPACTS MAY CAUSE INTERNAL DAMAGE.
- THE USE OF ANY ACCESSORY OR ATTACHMENTS NOT RECOMMENDED AS MAY CAUSE INJURIES AND INVALIDATE ANY WARRANTY YOU MAY HAVE.
- DO NOT PLACE ON OR NEAR HEAT SOURCES.
- DO NOT COVER THE ITEM IN ANY WAY WHEN IN USE AS THIS MAY CAUSE OVERHEATING.
- DO NOT USE THIS APPLIANCE FOR ANY OTHER USE THAN THE INTENDED USE IT IS DESIGNED FOR.
- DO NOT LEAVE SWITCHED ON OR UNATTENDED.

BATTERIES

- **ALWAYS USE ALKALINE BATTERIES. DO NOT USE LITHIUM BATTERIES.**
- **BATTERY WARNING: KEEP OUT OF REACH OF CHILDREN. IF SWALLOWED OR PLACED INSIDE ANY PART OF THE BODY SEEK IMMEDIATE MEDICAL ATTENTION.**
- INSTALL BATTERIES IN ACCORDANCE WITH ITS POLARITY SYMBOLS. DO NOT FIT BATTERIES IN REVERSE.
- DO NOT SHORT CIRCUIT THE BATTERY TERMINALS.
- REMOVE THE BATTERIES IF LEFT FOR LONG PERIODS.
- **KEEP BATTERIES AWAY FROM CHILDREN AND PETS.**
- DO NOT MIX USED AND NEW BATTERIES.
- **NEVER DISPOSE OF BATTERIES IN A FIRE.**
- BATTERY DISPOSAL, SPENT OR EXPIRED BATTERIES MUST BE DISPOSED OF AND RECYCLED IN COMPLIANCE WITH YOUR LOCAL AUTHORITY REGULATIONS.
- FOLLOW THE BATTERY MANUFACTURER'S SAFETY, USAGE, AND DISPOSAL INSTRUCTIONS.

CARE AND CLEANING INSTRUCTIONS

- ALWAYS SWITCH OFF AND REMOVE BATTERIES BEFORE CLEANING.
- DO NOT IMMERSE IN WATER.
- DO NOT USE ABRASIVE CLEANERS OR SHARP UTENSILS TO CLEAN THIS APPLIANCE.
- WIPE SURFACES WITH A SOFT DRY CLOTH. DRY THOROUGHLY BEFORE FURTHER USE.
- STORE THE APPLIANCE IN A COOL, DRY PLACE.

BATTERY DISPOSAL



- SPENT OR EXPIRED BATTERIES MUST BE DISPOSED SAFELY AWAY FROM CHILDREN ACCESS AND RECYCLED IN COMPLIANCE WITH YOUR LOCAL AUTHORITY REGULATIONS AND NOT DISPOSED IN GENERAL HOUSEHOLD WASTE.
- FOLLOW THE BATTERY MANUFACTURER'S SAFETY, USAGE, AND DISPOSAL INSTRUCTIONS.

DISPOSAL

We use recyclable or recycled packaging where possible

Please dispose of all packaging in accordance with your local authority's recycling regulations
At the end of the product's lifespan check with your local council authorized household waste recycling centre for disposal.

Plastic Polybags – this is made from the following recyclable plastic

Code & Symbol	 PVC	 PP
Type of Plastic	Polyvinyl Chloride	Polypropylene

Distributed by / Verteilt durch / Distribué par/ Distribútor / Distribuuje.

The Enterprise Department Ltd, Trading as Coopers of Stortford.

UK address: 11 Bridge Street, Bishops Stortford, Herts, UK, CM23 2JU

EU address: D.S.B. LD, 160 Bd. De Fourmies, 59100 Roubaix, France



0330 331 0300



enquiries@coopersofstortford.co.uk



<https://www.coopersofstortford.co.uk>

3Pagen

Hergestellt für 3Pagen

Sankt-Joeris-Strasse 16-28

52477 Alsdorf



+49 (0) 2404/980-204



kontakt@3pagen.de



www.3pagen.de



Points de collecte sur www.quefairedemesdechets.fr
Privilégiez la réparation ou le don de votre appareil !