

PLANT STAND

Item codes: M100


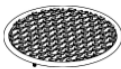
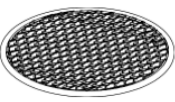


Instructions for Use

v001: 16/04/24

Please read and retain these instructions for future reference

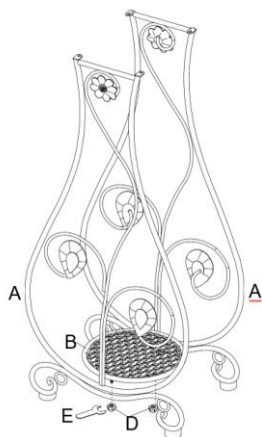


Parts

				
A×2PCS	B×1PC	C×1PC	D×6PCS	E×1PC

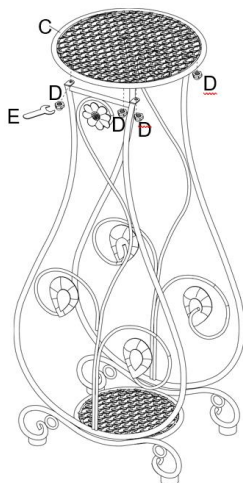
Step1:

- Fit double A (2PCS) to base B (1PCS)
- Screw the caps D (2PCS) cross the base B with the handle E.

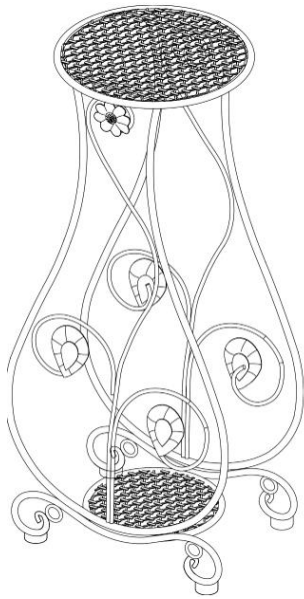


Step 2:

- Fit the top C (1PC) to double A (2PCS).
- Screw the caps D (4PCS) to the top C (1PC) with the handle E.



Step 3: Final product



CARE AND CLEANING INSTRUCTIONS:

- Do NOT use abrasive cleaners or sharp utensils to clean this product.
- Store the item in a cool, dry place.
- Wipe with a clean dry cloth.

DISPOSAL

- Coopers of Stortford use recyclable or recycled packaging where possible.
- Please dispose of all packaging, paper, cartons in accordance with your local authority recycling regulations.
- At the end of the product's lifespan please check with your local council authorised household waste recycling centre for disposal.
- Plastics, polybags – this is made from the following recyclable plastic. (delete those plastic symbols that are not applicable).
- At the end of the product's lifespan please check with your local council authorised household waste recycling centre for disposal.



CUSTOMER SERVICES:

Distributed by / Verteilt durch / Distribué par.

UK: The Enterprise Department Ltd.
11 Bridge Street, Bishops Stortford, Herts, UK, CM23 2JU
Tel: 0330 331 0300

NI/EU:
D.S.B. LD, 160 Bd. de Fourmies, 59100 Roubaix, France
Tel: (+44) 1279 701269

