

2M SOLAR DELUXE LAMP POST

Item codes: M178

Instructions for Use

v002: 06/03/26

Please read and retain these instructions for future reference

GAINSBOROUGH

Garden & Wildlife

Power Details:

AA battery (Rechargeable)

1.2v 600Mah, Ni-MH.

Only use NIMH rechargeable batteries as applicable.

Please read this instruction manual thoroughly before starting and ensure you are familiar with the operation of your new 2M Solar Deluxe Lamp Post.

BEFORE FIRST USE:








Remove the protective film from the solar panel.

CHARGING AND OPERATION:

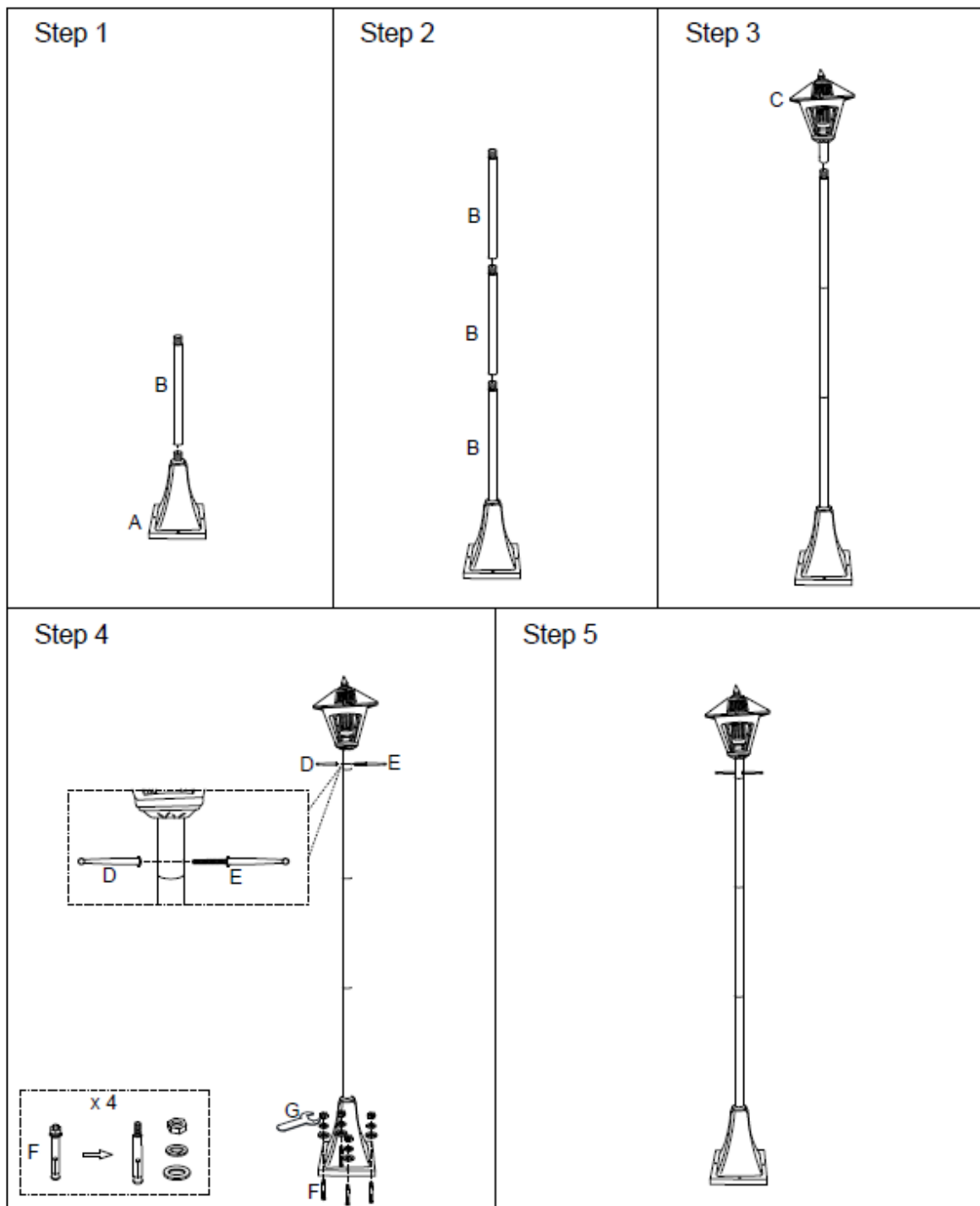
1. Set button which is located on the top of item to "ON" position for charging and charge by placing it under direct sunlight for at least 8 hours.
2. The light will work automatically. It will charge under direct sunlight during the daytime and illuminate at night.

NOTE: In order to verify that the button is correctly in the "ON" position, cover the solar panel with your hand and light should turn "ON" automatically

Parts:

| | | | | |
|--|---|--|---|--|
|  A×1PC |  B×3PCS |  C×1PC |  D×1PC |  E×1PC |
| | | |  F×4PCS |  G×1PC |

Assembly instructions:



WARNINGS AND SAFETY INSTRUCTIONS:

WHEN USING ANY APPLIANCE, BASIC SAFETY PRECAUTIONS SHOULD ALWAYS BE FOLLOWED:

- READ ALL INSTRUCTIONS BEFORE USE.
- FOR DOMESTIC OUTDOOR USE.
- NOT FOR COMMERCIAL USE.
- BEFORE USE, CHECK THOROUGHLY FOR ANY DEFECTS AND DO NOT USE IF DEFECTS ARE FOUND. TAKE CARE NOT TO DROP THE APPLIANCE AS HEAVY IMPACTS MAY CAUSE INTERNAL DAMAGE.
- THE USE OF ANY ACCESSORY OR ATTACHMENTS NOT RECOMMENDED BY COOPERS OF STORTFORD MAY CAUSE INJURIES AND INVALIDATE ANY WARRANTY YOU MAY HAVE.
- DO NOT PLACE ON OR NEAR HEAT SOURCES.
- DO NOT COVER THE ITEM IN ANY WAY WHEN IN USE AS THIS MAY CAUSE OVERHEATING.
- DO NOT USE THIS APPLIANCE FOR ANY OTHER USE THAN THE INTENDED USE IT IS DESIGNED FOR.
- DO NOT LEAVE SWITCHED ON OR UNATTENDED.

BATTERY WARNING: KEEP OUT OF REACH OF CHILDREN. IF SWALLOWED OR PLACED INSIDE ANY PART OF THE BODY SEEK IMMEDIATE MEDICAL ATTENTION.

- INSTALL BATTERIES IN ACCORDANCE WITH ITS POLARITY SYMBOLS. DO NOT FIT BATTERIES IN REVERSE.
- DO NOT SHORT CIRCUIT THE BATTERY TERMINALS.
- REMOVE THE BATTERIES IF LEFT FOR LONG PERIODS.
- **KEEP BATTERIES AWAY FROM CHILDREN AND PETS.**
- DO NOT MIX USED AND NEW BATTERIES.
- **NEVER DISPOSE OF BATTERIES IN A FIRE.**
- BATTERY DISPOSAL, SPENT OR EXPIRED BATTERIES MUST BE DISPOSED OF AND RECYCLED IN COMPLIANCE WITH YOUR LOCAL AUTHORITY REGULATIONS.
- FOLLOW THE BATTERY MANUFACTURER'S SAFETY, USAGE, AND DISPOSAL INSTRUCTIONS.

CARE AND CLEANING INSTRUCTIONS

- ALWAYS SWITCH OFF AND REMOVE BATTERIES BEFORE CLEANING.
- DO NOT IMMERSE IN WATER.
- DO NOT USE ABRASIVE CLEANERS OR SHARP UTENSILS TO CLEAN THIS APPLIANCE.
- WIPE SURFACES WITH A SOFT DRY CLOTH. DRY THOROUGHLY BEFORE FURTHER USE.
- STORE THE APPLIANCE IN A COOL, DRY PLACE.

BATTERY DISPOSAL

- SPENT OR EXPIRED BUTTON CELLS MUST BE DISPOSED SAFELY AWAY FROM CHILDREN ACCESS AND RECYCLED IN COMPLIANCE WITH YOUR LOCAL AUTHORITY REGULATIONS.

FOLLOW THE BATTERY MANUFACTURER'S SAFETY, USAGE, AND DISPOSAL INSTRUCTIONS

DISPOSAL

- Coopers of Stortford use recyclable or recycled packaging where possible.
- Please dispose of all packaging, paper, cartons in accordance with your local authority recycling regulations.
- At the end of the product's lifespan please check with your local council



CUSTOMER SERVICES:

Distributed by / Verteilt durch / Distribué par.

UK: The Enterprise Department Ltd.

11 Bridge Street, Bishops Stortford, Herts, UK, CM23 2JU

Tel: 0330 331 0300

NI/EU:

D.S.B. LD, 160 Bd. de Fourmies, 59100 Roubaix, France

Tel: (+44) 1279 701269

