














4 Drawer Chest



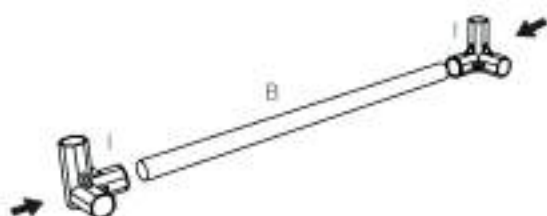
Accessories List

A  10 PC	B  8 PC	C  2 PC	D  16 PC
E  1 PC	F  4 PC	G  4 PC	H  4 PC
I  16 PC	J  4 PC	K  2 PC	

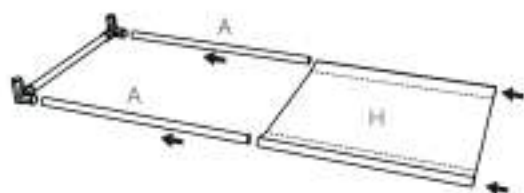


Installation process

STEP 1



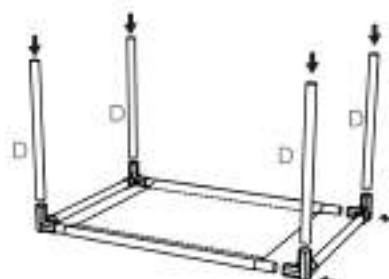
STEP 2



STEP 5



STEP 3



STEP 4



Safety and Care Advice

DO NOT DISPOSE OF THE INSTRUCTION MANUAL AND KEEP IT FOR FUTURE REFERENCE

WARNING! RISK OF LOSS OF LIFE OR ACCIDENT TO INFANTS AND CHILDREN!

Never leave children unsupervised with the packaging materials. Danger of suffocation

CAUTION! RISK OF INJURY!

- Make sure all parts are undamaged and assembled correctly. Improper assembly carries a risk of injury. Damaged parts may affect the safety and function of the product
- Make sure that this product is standing on a solid and level surface

CAUTION!

- Do not leave children unsupervised. This product is not a climbing frame or a toy
- Make sure that nobody, especially a child, climbs or leans against the product
- Distribute weight evenly across the product so it does not overturn
- Do not load more than a total of 10kgs onto the product, otherwise there is a risk of injury and/or damage to the product
- Check the product is stable before using it
- Do not lift or move the product when it is loaded
- Keep away from fire and inflammable objects
- Make sure all screws and fixings are secure before use
- Do not place very hot or cold items on the surface unless adequately thick table mats are used
- Periodically check all fittings and re-tighten as necessary
- For domestic use only
- Never allow any liquid to remain on your furniture

WIPE CLEAN WITH A DAMP CLOTH

