

Slimline 3 tier rolling shelf

Item codes: M248

Instructions for Use

v001: 13/11/23

Please read and retain these instructions for future reference

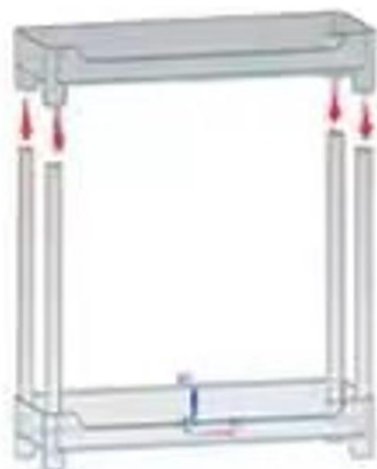


INSTRUCTIONS FOR USE:

1. Insert the four steel tubes into the holes on the base shelf.



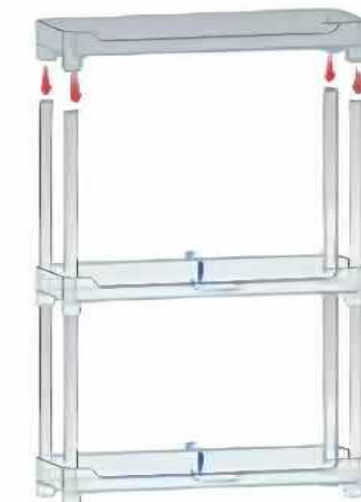
2. Stack the second shelf.



3. Insert the four steel tubes into the second layer base.



4. Stack the third shelf.



5. Then place the accessories. The accessories are the holes are footpad.



6. In the final step, insert the wheel into the foot hole.



CARE AND CLEANING INSTRUCTIONS


- Do NOT use abrasive cleaners or sharp utensils to clean this product.
- Store the item in a cool, dry place.
- Wipe with a clean dry cloth.

DISPOSAL

- Coopers of Stortford use recyclable or recycled packaging where possible.
- Please dispose of all packaging, paper, cartons, packaging in accordance with your local recycling regulations.
- At the end of the product's lifespan please check with your local council authorised household waste recycling centre for disposal.



Plastics, polybags – Contains the following recyclable plastic.

Code & Symbol	 PETE
Type of Plastic	Polyethylene Terephthalate

CUSTOMER SERVICES:

Distributed by / Verteilt durch / Distribué par.

UK: The Enterprise Department Ltd.
 11 Bridge Street, Bishops Stortford, Herts, UK, CM23 2JU
 Tel: 0330 331 0300

NI/EU:
 D.S.B. LD, 160 Bd. de Fourmies, 59100 Roubaix, France
 Tel: (+44) 1279 701269