

Portable Air Pump (with LED Light)

Item No: M553

Instructions for Use

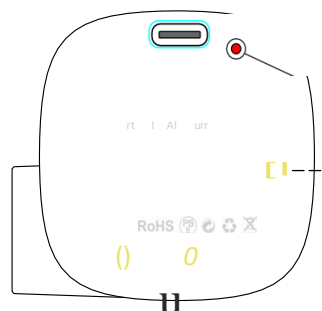
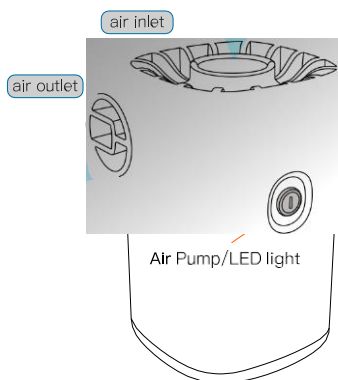
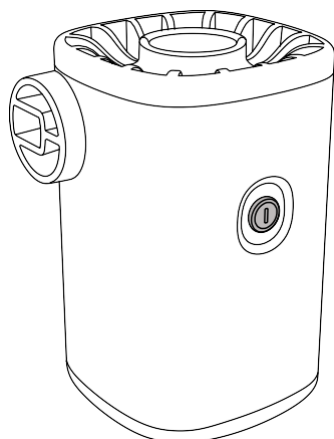
v001: 31 /01/24

Please read and retain these instructions for future reference



INFORMATION FOR USE:

Step by Step Instructions & Photos



Input: 5V/1A

Power Indicator:

- Solid RED: 0-99%
- Solid GREEN: 100%

LED Light x 6

Lanyard hole

- 1) In order to turn the air pump on you will need to Double Click to Power on the Air Pump.
- 2) One Click will need to be done to Power Off the portable air pump.
- 3) Press and hold for two seconds to power on the LED light (one click to switch from level one/ level two/ level three and to turn the portable air pump off).

Items included:


- 1 x air pump
- 1 x small air nozzle
- 1 x 22 mm air nozzle
- 1 x 17.5 mm air nozzle
- 1 x silica gel air nozzle
- 1 x strap
- 1 X USB cable
- 1 x carrying bag
- 1 x user guide

The Nozzles:

Small air nozzle

For:


Swimming ring, children's inflatable swimming pool, floating discharge, Inflatable pillow, kayak cushion and inflatable mattress.



22 MM air nozzle

For:

Inflatable mattress, other inflatable furniture, Kayak, Vacuum storage bag.





17.5 MM air nozzle

For:

Inflatable mattress and kayak which comes with a Boston air valve.



Combined Silica gel air nozzle

For:

Inflatable mattress and kayak which come with outward protruding air nozzle.

INFLATION TIME FOR DIFFERENT PRODUCTS:

Products	Swimming ring	Single inflatable mattress	Double inflatable mattress	Kayak for 2	vacuum bag (24"x16")
<u>Time(Approx.)</u>	27 sec.	50 sec	160 sec	240 sec	20 sec
Quantity(Max.)	40pcs	20pcs	6pcs	4pcs	50pcs

PRODUCT SPECIFICATION:

Model:	AP-001SE
Weight.	116g
Volume	51mm • 51mm • 73mm
INPUT 1/0:	SV=IA
Inflation Pressure :	3.SkPa/0.SPSI
Filling Speed •	3SOL/MIN
Filling Time .	18MIN(3.SkPa)
Lighting Duration :	64 Hours (Level 11
Battery Capacity :	1600mAh/S.9Wh
Storage Temperature :	-17°C - 43°C / 0°F - 110°F
Certification :	CE/FCC/ROHS/PSE

TROUBLE SHOOTING:

If the pump does not work:

Plug in the charger and check the power. Check the surface for water or other liquid. Check if the fans are stuck or blocked.

Press the switch repeatedly. Still have a question?

Contact your local dealer.

WARNING:

1. Do not use the pump for more than 8 minutes in High-Speed Mode.

The power will be automatically shut down every 8 minutes to protect the motor in High-Speed Mode.

2. Do not put it under the water or other liquid.

3. Keep the air inlet or outlet clean.

4. Do not put your finger into the air inlet or air outlet.

5. Avoid the air outlet of the air pump towards the eyes, mouth, nose, ears and other human parts.

6. Children under the age of 12 must have adult supervision when using the pump

7. Please check whether the air pump is functioning properly before use.

DISPOSAL

- Coopers of Stortford use recyclable or recycled packaging where possible.
- Please dispose of all packaging, paper, cartons in accordance with your local authority recycling regulations.
- At the end of the product's lifespan please check with your local council authorised household waste recycling centre for disposal.



CUSTOMER SERVICES:

Distributed by / Verteilt durch / Distribué par.

UK: The Enterprise Department Ltd.

11 Bridge Street, Bishops Stortford, Herts, UK, CM23 2JU

Tel: 0330 331 0300

NI/EU:

D.S.B. LD, 160 Bd. de Fourmies, 59100 Roubaix, France

Tel: (+44) 1279 701269