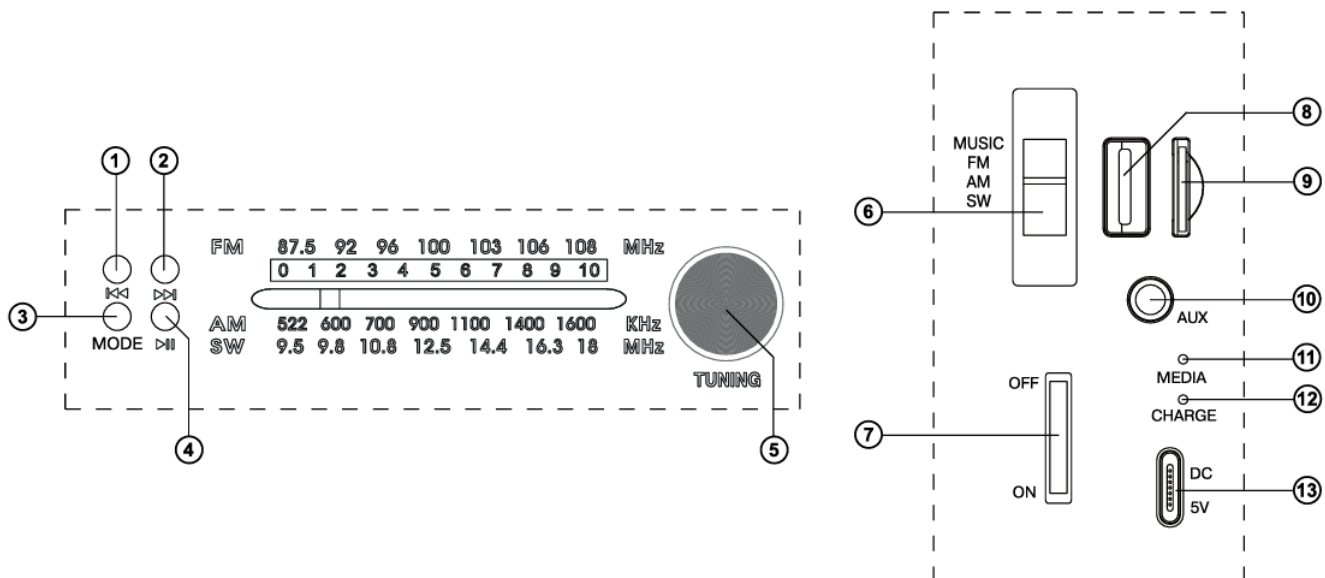


Solar Radio Item No: M837

Instructions for Use v001: 15/05/2024

Please read and retain these instructions for future reference

BERGSTRÖM



MAIN COMPONENT:

(Product may vary slightly from what is illustrated)

1: Previous Track (in player mode)

Navigation on the track(long pressing)

2: Next track

3: MODE: BT/USB/micro SD(short pressing):
The previous folder when pressed and held .
in USB/TF mode

4: Play/Pause (in player mode)

5: Station tuning knob

6: Mode selector knob: BT/MP3/FM/AM/SW

7:On/off knob and volume control

8: USB Slot

9: Micro SD slot

10: AUX

11: Player indicator

12: Charge indicator

13: DC 5V

Charging time:


- a) Solar Panel: 18H for charging from 0-100%
- b) Rechargeable battery: 3H for charging from 0-100%, when it's charging, light turns red, when it's complete, light is off

Using time: 1.5H for Maximum volume.







INSTRUCTIONS FOR USE:**1. ON/OFF KNOB:**

- a) Turn the knob to turn on the radio
- b) Control the sound level through the knob.

2. AM/FM/SW BUTTON:

- a) Tune in the desired station by tuning the knob(or press PLAY/PAUSE() button to scan program then press PREV and NEXT button to choose desired program.)
- b) Antenna: For FM,SW reception a ferrite antenna has been built-in. This antenna is also direction orientated and it is recommended to rotate the set for reception.

3. MEDIA PLAYER:

- a) Press the MP3/Music button.
- b) Insert USB/TF to play automatically.
- c) Press NEXT/F.F() and PREV/REW() button to choose desired song.
- d) Long press NEXT/F.F() and PREV/REW ()button to FF and REW the song.
- e) Volume is adjusted with VOL+()and VOL-() button (or VOLUME knob) to desired sound level.

4. BLUETOOTH FUNCTION:

- a) Conversion from MP3/MUSIC mode to Bluetooth mode by press mode button to the BT mode with the button and automatically the prompt voice will say "Bluetooth waiting for pairing" .
- b) Turn on the Bluetooth of your digital device (mobile phone/Tablet/ Computer etc.) search and connect it with your device named, the prompt voice will say "Bluetooth Connecting" if your pairing has been done correctly.

Please Note: Please do not pull-out USB or CARD during playing, otherwise it will cause damage. Stop and then pull out.

WHEN USING ANY PRODUCT, BASIC SAFETY PRECAUTIONS SHOULD ALWAYS BE FOLLOWED:

- READ ALL INSTRUCTIONS BEFORE USE.
- DO NOT USE OUTSIDE IN RAINY OR ADVERSE WEATHER.
- BEFORE USE, CHECK THOROUGHLY FOR ANY DEFECTS AND DO NOT USE IF DEFECTS ARE FOUND. TAKE CARE NOT TO DROP THE APPLIANCE AS HEAVY IMPACTS MAY CAUSE INTERNAL DAMAGE.
- THE USE OF ANY ACCESSORY OR ATTACHMENTS NOT RECOMMENDED BY COOPERS OF STORTFORD MAY CAUSE INJURIES AND INVALIDATE ANY WARRANTY YOU MAY HAVE.
- DO NOT PLACE ON OR NEAR HEAT SOURCES.
- DO NOT COVER THE ITEM IN ANY WAY WHEN IN USE AS THIS MAY CAUSE OVERHEATING.
- DO NOT USE THIS PRODUCT FOR ANY OTHER USE THAN THE INTENDED USE IT IS DESIGNED FOR.
- DO NOT LEAVE SWITCHED ON OR UNATTENDED.

BATTERIES

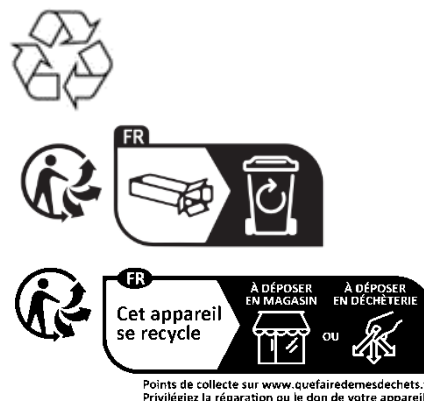
- **ALWAYS USE LITHIUM BATTERIES. DO NOT USE ALKALINE BATTERIES.**
- **BATTERY WARNING: KEEP OUT OF REACH OF CHILDREN. IF SWALLOWED OR PLACED INSIDE ANY PART OF THE BODY SEEK IMMEDIATE MEDICAL ATTENTION.**
- INSTALL BATTERIES IN ACCORDANCE WITH ITS POLARITY SYMBOLS. DO NOT FIT BATTERIES IN REVERSE.
- DO NOT SHORT CIRCUIT THE BATTERY TERMINALS.
- REMOVE THE BATTERIES IF LEFT FOR LONG PERIODS.
- **KEEP BATTERIES AWAY FROM CHILDREN AND PETS.**
- DO NOT MIX USED AND NEW BATTERIES.
- **NEVER DISPOSE OF BATTERIES IN A FIRE.**
- BATTERY DISPOSAL, SPENT OR EXPIRED BATTERIES MUST BE DISPOSED OF AND RECYCLED IN COMPLIANCE WITH YOUR LOCAL AUTHORITY REGULATIONS.
- FOLLOW THE BATTERY MANUFACTURER'S SAFETY, USAGE, AND DISPOSAL INSTRUCTIONS.


CARE AND CLEANING INSTRUCTIONS:

- Do NOT use abrasive cleaners or sharp utensils to clean this product.
- Store the item in a dry place.
- Wipe with a clean dry cloth.

DISPOSAL

- Coopers of Stortford use recyclable or recycled packaging where possible.
- Please dispose of all packaging, paper, cartons in accordance with your local authority recycling regulations.
- At the end of the product's lifespan please check with your local council authorised household waste recycling centre for disposal.
- Plastics, polybags – this is made from the following recyclable plastic.



Code & Symbol	 OTHER
Type of Plastic	Please Specify (includes ABS, Nylon)

- At the end of the product's lifespan please check with your local council authorised household waste recycling centre for disposal.

Distributed by / Verteilt durch / Distribué par.

UK:

The Enterprise Department Ltd.

11 Bridge Street, Bishops Stortford

Herts, UK, CM23 2JU

Tel: 0330 331 0300

NI/EU:

D.S.B. LD, 160 Bd. de Fourmies, 59100 Roubaix, France

Tel: (+44) 1279 701269

DE/FR/CZ/SK:

hergestellt für 3Pagen

Sankt-Joeris-Strasse 16-28

53477 Alsdorf

Tel: +49(0)2404/980-204

