

SOLAR PUPPY WATER FEATURE

Item No: P533

Instructions for Use

v002: 2025.08.19

Please read and retain these instructions for future reference

GAINSBOROUGH
Garden & Wildlife



Power Details:

Battery Type: LI 7.4V 1500MA

PUMP:JT-180 7.4V DC

Cable Length: 3 meter

Solar Panel: Monocrystalline 9v 2.8 W 175X140MM

User / Assembly Instructions

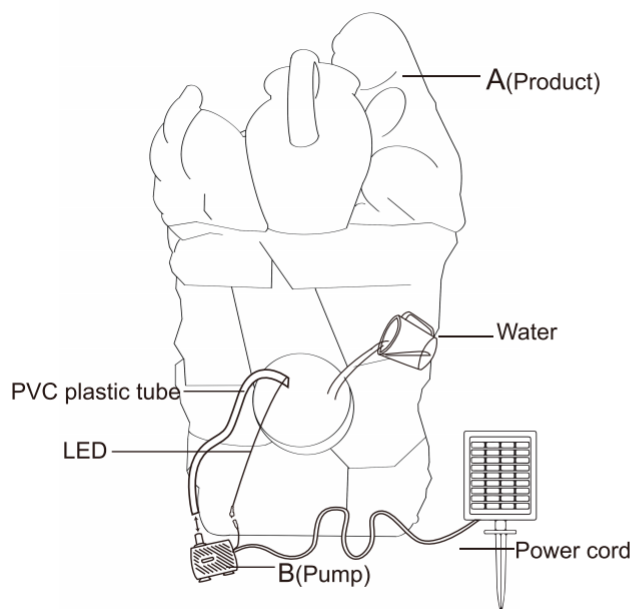


Fig.1

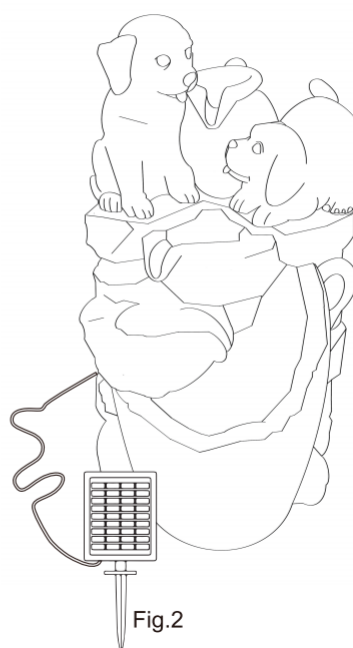


Fig.2

CAREFULLY UNPACK THE MAIN BODY & COMPONENTS. PLACE THE BASE IN AN UPRIGHT POSITION. ENSURE ALL PACKAGING IS REMOVED.

- TAKE THE FOUNTAIN OUT OF THE BOX, PLACE THE PRODUCT (A) ON A LEVEL SURFACE.
- THE LED LIGHT IS PREINSTALLED IN FOUNTAIN. PLUG THE LED LIGHT INTO THE PUMP(B).
- CONNECT THE PVC PLASTIC TUBE TO THE PUMP(B). PUT WATER (5000ML APPROX) IN THE BASIN OF THE FOUNTAIN (ABOUT 1/2 WAY FULL). PUT THE PUMP INTO THE BOTTOM OF THE WATER, BE SURE TO MAKE SURE THERE IS ENOUGH WATER IN THE BOTTOM OF FOUNTAIN SO THAT THE PUMP WILL BE COMPLETELY SUBMERSED.
- CONNECT THE SOLAR PANEL TO THE PUMP THEN PLACE THE PANEL IN DIRECT SUNLIGHT
- ON THE REVERSE OF THE SOLAR PANEL THERE IS AN ON/OFF SWITCH.
- WHEN SWITCHED TO OFF THE FOUNTAIN WILL ONLY OPERATE WHEN IN DIRECT SUNSHINE. IF THE PANEL IS COVERED OR BLOCKED THE FOUNTAIN WILL STOP WORKING
- WHEN SWITCHED TO ON THE FOUNTAIN WILL ALSO OPERATE FROM THE POWER IN THE BATTERY ONCE CHARGED. PLACE THE SOLAR PANEL IN DIRECT SUNLIGHT TO OPERATE THE FOUNTAIN AND CHARGE THE BATTERY.
- CHARGING TIME TO FULL APPROX. 5-6 HOURS, BATTERY USAGE TIME IF THE PANEL IS COVERED, SUN OBSCURED OR AT NIGHT 3 – 6 HOURS (DEPENDANT ON CHARGE RECEIVED DURING SUNLIGHT).



ALWAYS POSITION THE SOLAR PANEL IN DIRECT SUNLIGHT

WARNINGS AND SAFETY INSTRUCTIONS:

WHEN USING ANY APPLIANCE, BASIC SAFETY PRECAUTIONS SHOULD ALWAYS BE FOLLOWED:

- READ ALL INSTRUCTIONS BEFORE USE.
- FOR DOMESTIC OUTDOOR USE ONLY.
- BEFORE USE, CHECK THOROUGHLY FOR ANY DEFECTS AND DO NOT USE IF DEFECTS ARE FOUND. TAKE CARE NOT TO DROP THE APPLIANCE AS HEAVY IMPACTS MAY CAUSE INTERNAL DAMAGE.
- THE USE OF ANY ACCESSORY OR ATTACHMENTS NOT RECOMMENDED BY COOPERS OF STORTFORD MAY CAUSE INJURIES AND INVALIDATE ANY WARRANTY YOU MAY HAVE.



CARE AND CLEANING INSTRUCTIONS

- REGULARLY CHECK AND WIPE CLEAN THE SOLAR PANEL AND REMOVE ANY OBSTRUCTIONS.
- DO NOT USE ABRASIVE CLEANERS OR SHARP UTENSILS TO CLEAN THIS APPLIANCE.
- WIPE SURFACES WITH A SOFT DRY CLOTH. DRY THOROUGHLY BEFORE FURTHER USE.
- DO NOT IMMERSE IN WATER.
- STORE THE APPLIANCE IN A COOL, DRY PLACE.

DISPOSAL

- Coopers of Stortford use recyclable or recycled packaging where possible.
- Please dispose of all packaging, paper, cartons in accordance with your local authority recycling regulations.
- At the end of the product's lifespan please check with your local council authorised household waste recycling centre for disposal.
- Plastics, polybags – this is made from the following recyclable plastic.



Code & Symbol	 PP	 PS
Type of Plastic	Polypropylene	Polystyrene

Distributed by / Verteilt durch / Distribué par.

The Enterprise Department Ltd, Trading as Coopers of Stortford.

UK address: 11 Bridge Street, Bishops Stortford

Herts, UK, CM23 2JU

Tel: 0330 331 0300

Customer Services: enquiries@coopersofstortford.co.uk

Web Site: <https://www.coopersofstortford.co.uk>



The Enterprise Department Ltd, Trading as -

NI address: D.S.B. LD, 160 Bd. De Fourmies, 59100 Roubaix, France

Tel: +44 (0) 330 331 0300

Customer Services: enquiries@coopersofstortford.co.uk

Web Site: <https://www.coopersofstortford.co.uk>

DE/FR/CZ/SK :

3Pagen

Hergestellt für 3Pagen

Sankt-Joeris-Strasse 16-28

53477 Alsdorf

Tel: +49 (0) 2404/980-204

Customer Services: kontakt@3pagen.de

Web Site: www.3pagen.de