

NAVY RECHARGABLE ELECTRIC NAIL CLIPPER

Item No: P543

Instructions for Use

v001: 30/12/24

Please read and retain these instructions for future reference

Java

wellness



Power Details:

Battery Type & details: Li-ion Battery CY 602030 3.7V 300mAh 1.11Wh
Voltage details: 3.7V
Included

Accessories:



Please read this instruction manual thoroughly before starting and ensure you are familiar with the operation of your new Navy Rechargeable Electric Nail Clipper

Product Appearance


Please press the power on-off button gently if you want to turn on the product.

• Cutter Opening

Put the nail to be trimmed into the opening and move leftwards and rightwards to trim the nail.



• Nail trimming opening



Convenient operation. Press the button gently to turn on or turn off the machine. There are two levels; high speed level and low speed level for selection.

Low battery: red notify light flashes

Charging: white notify light flashes

Fully charged: white notify light is normally on

Before Use

- Residue storage box



Scrap collection box. Gently press the collection box switch to turn on or turn off the cleaning brush, which is attached to the machine, to have in-depth cleaning of the machine inside easily.

Guide (Please make sure to read it carefully before the first use)

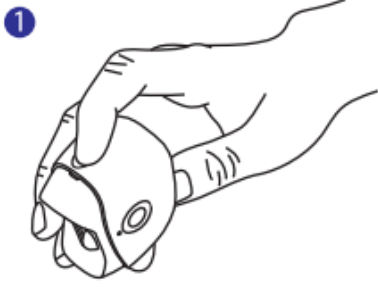
- The product is elaborately designed for trimming nails.
- When the machine runs continuously, please keep it away from clothes and accessories.
- Do not rinse it with water or dip it into water for cleaning.
- Please keep it away from water sources and heat sources.
- It is not suitable for trimming other parts of the body except nails.
- Do not use this product for trimming if there are injuries or problem skin around the nail.
- You can choose any nail painting items after trimming your nails with this product.
- Please keep it out of the reach of children.

Note

Charging the battery

Before using the product for the first time, it is recommended to charge the battery through the Micro-USB charging port. The product can be charged no matter at what battery level it is.

Use Methods



Tap the power switch



Put your nails through the manicure hole



Gently move the machine around to complete the manicure of all parts of the nail.



Please do not stay in the same place for a long time, to avoid this place is over-pruned.

WARNINGS AND SAFETY INSTRUCTIONS:

WHEN USING ANY APPLIANCE, BASIC SAFETY PRECAUTIONS SHOULD ALWAYS BE FOLLOWED:

- READ ALL INSTRUCTIONS BEFORE USE.
- FOR DOMESTIC INDOOR.
- NOT FOR COMMERCIAL USE.
- BEFORE USE, CHECK THOROUGHLY FOR ANY DEFECTS AND DO NOT USE IF DEFECTS ARE FOUND. TAKE CARE NOT TO DROP THE APPLIANCE AS HEAVY IMPACTS MAY CAUSE INTERNAL DAMAGE.
- THE USE OF ANY ACCESSORY OR ATTACHMENTS NOT RECOMMENDED BY COOPERS OF STORTFORD MAY CAUSE INJURIES AND INVALIDATE ANY WARRANTY YOU MAY HAVE.
- DO NOT PLACE ON OR NEAR HEAT SOURCES.
- DO NOT COVER THE ITEM IN ANY WAY WHEN IN USE AS THIS MAY CAUSE OVERHEATING.
- DO NOT USE THIS APPLIANCE FOR ANY OTHER USE THAN THE INTENDED USE IT IS DESIGNED FOR.
- DO NOT LEAVE SWITCHED ON OR UNATTENDED.

BATTERIES

- **BATTERY WARNING: KEEP OUT OF REACH OF CHILDREN. IF SWALLOWED OR PLACED INSIDE ANY PART OF THE BODY SEEK IMMEDIATE MEDICAL ATTENTION.**
- **KEEP BATTERIES AWAY FROM CHILDREN AND PETS.**
- **NEVER DISPOSE OF BATTERIES IN A FIRE.**
- BATTERY DISPOSAL, SPENT OR EXPIRED BATTERIES MUST BE DISPOSED OF AND RECYCLED IN COMPLIANCE WITH YOUR LOCAL AUTHORITY REGULATIONS.
- FOLLOW THE BATTERY MANUFACTURER'S SAFETY, USAGE, AND DISPOSAL INSTRUCTIONS.

CARE AND CLEANING INSTRUCTIONS

- ALWAYS SWITCH OFF AND REMOVE BATTERIES BEFORE CLEANING.
- DO NOT IMMERSE IN WATER.
- DO NOT USE ABRASIVE CLEANERS OR SHARP UTENSILS TO CLEAN THIS APPLIANCE.
- WIPE SURFACES WITH A SOFT DRY CLOTH. DRY THOROUGHLY BEFORE FURTHER USE.
- STORE THE APPLIANCE IN A COOL, DRY PLACE.


BATTERY DISPOSAL

- SPENT OR EXPIRED BUTTON CELLS MUST BE DISPOSED SAFELY AWAY FROM CHILDREN ACCESS AND RECYCLED IN COMPLIANCE WITH YOUR LOCAL AUTHORITY REGULATIONS.
- FOLLOW THE BATTERY MANUFACTURER'S SAFETY, USAGE, AND DISPOSAL INSTRUCTIONS.

DISPOSAL

- Coopers of Stortford use recyclable or recycled packaging where possible.
- Please dispose of all packaging, paper, cartons in accordance with your local authority recycling regulations.
- At the end of the product's lifespan please check with your local council authorised household waste recycling centre for disposal.
- Plastics, polybags – this is made from the following recyclable plastic.



Code & Symbol	 PETE
Type of Plastic	Polyethylene Terephthalate

Distributed by / Verteilt durch / Distribué par.

The Enterprise Department Ltd, Trading as Coopers of Stortford.

Customer Services: enquiries@coopersofstortford.co.uk

Web Site: <https://www.coopersofstortford.co.uk>

UK

11 Bridge Street, Bishops Stortford

Herts, UK, CM23 2JU

Tel: 0330 331 0300

NI/EU:

D.S.B. LD, 160 Bd. de Fourmies, 59100 Roubaix, France

Tel: (+44) 1279 701269

3Pagen

DE/FR/CZ/SK:

Hergestellt für 3Pagen

Sankt-Joeris-Strasse 16-28

53477 Alsdorf

Tel: +49(0)2404/980-204

Customer Services: kontakt@3pagen.de

Web Site: www.3pagen.de

