

MENS POCKET SHAVER

Item No: P860

Instructions for Use v001: 24/06/25

Please read and retain these instructions for future reference

Java

wellness



INSTRUCTIONS FOR USE:

- Before switching on the power, please check whether the voltage shown in this product (DC5V) meets the requirements. You can directly connect the USB cable to the USB port of the computer or the adapter charging head for charging.
- Warning: This product is washable, the body must be separated from the USB charging cable when cleaning, and then the body will be rinsed. (Charging port must be completely dry before charging).
- Do not use the product when the shaving part or the product itself is damaged or broken to avoid injury
- Do not put it into high temperature (fire), it may cause burns or injury.
- Persons who do not have full civil capacity or lack relevant experience and knowledge (including children) must use, clean and maintain this product under the supervision and guidance of a guardian.
- If it needs to be repaired or the power USB cable is damaged and needs to be replaced, to avoid danger, it must be repaired by professionals or to the repair shop designated by the manufacturer or sent to the manufacturer for repair. Please do not disassemble.

Product instructions:

[Charging]

- The rated voltage of this product is DC_ 5V.
- Charge the product in an environment between 5°C and 35°C, please do not charge and place it in direct sunlight or near the heater.
- When charging, the switch is recommended to be off. (Plug and play)
- First connect the USB charging power cord to the USB adapter power, jack, and then connect the USB power cord to the bottom jack of the shaver, and the intelligent digital display screen will prompt charging.
- Digital display: When the digital display number is less than 10, please charge the shaver in time, and the charging time is about 30 minutes (the specific charging time varies according to the charging speed of the charging head)
- When the shaver is fully charged, the smart digital screen prompts 100%, and the USB charging cable can be removed at this time. Do not turn on the charging power for a long time after full charge, so as not to affect the service life of the product.

- Countless display models: When the light on the side of the charging port flashes during use, please charge the razor in time, and the charging time is about 30 minutes (the specific charging time varies according to the charging speed of the charging head)
- When the razor is fully charged, the light is long and bright, and the USB charging cable can be removed at this time. Do not turn on the charging power for a long time after full charge, so as not to affect the service life of the product.

[Razor run]

- Press the touch electronic switch to start the razor
- Turn off the razor, then put the clear dust cover on to prevent damage to the knife mesh.
- Do not use when the tool head is damaged, so as not to damage your skin.

WARNINGS AND SAFETY INSTRUCTIONS:

WHEN USING ELECTRICAL APPLIANCES, BASIC SAFETY PRECAUTIONS SHOULD ALWAYS BE FOLLOWED:

- READ ALL INSTRUCTIONS BEFORE USE.
- FOR DOMESTIC INDOOR USE ONLY.
- DO NOT USE OUTDOORS OR FOR COMMERCIAL USE.
- ONLY USE WITH THE ADAPTOR/CHARGER SUPPLIED.
- DO NOT USE ANY OTHER ADAPTOR/CHARGER AS THIS MAY CAUSE DAMAGE AND INVALIDATES ANY WARRANTY YOU MAY HAVE.
- BEFORE USE, CHECK THOROUGHLY FOR ANY DEFECTS AND DO NOT USE IF DEFECTS ARE FOUND. TAKE CARE NOT TO DROP THE APPLIANCE AS HEAVY IMPACTS MAY CAUSE INTERNAL DAMAGE.
- BEFORE CONNECTING THE APPLIANCE, CHECK IF THE VOLTAGE INDICATED ON THE BOTTOM OF THE APPLIANCE IS IN ACCORDANCE WITH THE MAINS VOLTAGE IN YOUR HOME.
- CHECK THE APPLIANCE AND POWER CABLE CAREFULLY FOR DAMAGE BEFORE EACH USE.
- THIS APPLIANCE CAN BE USED BY CHILDREN AGED FROM 8 YEARS AND ABOVE, AND PERSONS WITH REDUCED PHYSICAL, SENSORY OR MENTAL CAPABILITIES OR LACK OF EXPERIENCE AND KNOWLEDGE IF THEY HAVE BEEN GIVEN SUPERVISION OR INSTRUCTION CONCERNING USE OF THE APPLIANCE IN A SAFE WAY AND UNDERSTAND THE HAZARDS INVOLVED. CHILDREN SHALL NOT PLAY WITH THE APPLIANCE. CLEANING AND USER MAINTENANCE SHALL NOT BE MADE BY CHILDREN WITHOUT SUPERVISION.
- CHILDREN OF LESS THAN 3 YEARS SHOULD BE KEPT AWAY UNLESS CONTINUOUSLY SUPERVISED.
- SOME PARTS OF THIS PRODUCT CAN BECOME VERY HOT AND CAUSE BURNS. PARTICULAR ATTENTION HAS TO BE GIVEN WHERE CHILDREN AND VULNERABLE PEOPLE ARE PRESENT.
- THE USE OF ANY ACCESSORY OR ATTACHMENTS NOT RECOMMENDED AS MAY CAUSE INJURIES AND INVALIDATE ANY WARRANTY YOU MAY HAVE.
- DO NOT LET THE CABLE HANG OVER THE EDGE OF A TABLE OR COUNTER, OR TOUCH HOT SURFACES.
- DO NOT PLACE ON OR NEAR HEAT SOURCES.
- DO NOT COVER THE ITEM IN ANY WAY WHEN IN USE AS THIS MAY CAUSE OVERHEATING.
- DO NOT USE THIS APPLIANCE FOR ANY OTHER USE THAN THE INTENDED USE IT IS DESIGNED FOR.
- DO NOT PLACE UNDER OR NEAR FLAMMABLE MATERIALS SUCH AS CURTAINS, DRAPERIES, SHELVES, LOOSE WALLPAPER, ETC. – FOR OVENS / HEATERS / CHIP PANS / DEHUMIDIFIERS / ETC.
- TO PROTECT AGAINST ELECTRIC SHOCK, DO NOT IMMERSE POWER CABLE, MAINS ADAPTOR/CHARGER OR APPLIANCE, IN WATER OR ANY OTHER LIQUID.

- UNPLUG FROM OUTLET WHEN NOT IN USE AND BEFORE CLEANING.
- DO NOT OPERATE ANY APPLIANCE WITH A DAMAGED POWER CABLE OR MAINS ADAPTOR/ CHARGER OR AFTER THE APPLIANCE MALFUNCTIONS OR HAS BEEN DAMAGED IN ANY MANNER. WE RECOMMEND THAT THE POWER CABLE IS NOT KINKED OR STORED IN A TWISTED MANNER, AND THAT YOU REGULARLY CHECK ITS CONDITION.
- DO NOT LEAVE UNATTENDED.
- ALLOW TO COOL BEFORE CARRYING OR PLACING IN STORAGE.
- ANY REPAIRS MUST BE CONDUCTED BY A QUALIFIED ELECTRICIAN OR ELECTRICAL SERVICE AGENT.

WIRING

This appliance is supplied with a USB adaptor.

DO NOT use if the socket outlets in your home are not suitable for this product's mains adaptor/ charger plug pins. Attempts to insert the mains adaptor/charger into the wrong socket are likely to cause electric hazard or damage.

DO NOT use with any other mains transformer/charger than the one that is supplied with this product.

CARE AND CLEANING INSTRUCTIONS:


- Do NOT use abrasive cleaners or sharp utensils to clean this product.
- Store the item in a cool, dry place.
- Wipe with a clean dry cloth.
- At the end of the product's lifespan please check with your local council authorised household waste recycling centre for disposal.

DISPOSAL

- We use recyclable or recycled packaging where possible.
- Please dispose of all packaging, paper, cartons in accordance with your local authority recycling regulations.
- At the end of the product's lifespan please check with your local council authorised household waste recycling centre for disposal.
- Plastics, polybags – this is made from the following recyclable plastic.



Points de collecte sur www.quefairedemesdechets.fr
Privilégiez la réparation ou le don de votre appareil !

Code & Symbol	 OTHER
Type of Plastic	Please Specify (includes ABS, Nylon)


At the end of the product's lifespan please check with your local council authorised household waste recycling centre for disposal.

Distributed by / Verteilt durch / Distribué par/ Distribútor / Distribuuje.

The Enterprise Department Ltd, Trading as Coopers of Stortford.

UK address: 11 Bridge Street, Bishops Stortford

Herts, UK, CM23 2JU


 0330 331 0300

 enquiries@coopersofstortford.co.uk

 <https://www.coopersofstortford.co.uk>

The Enterprise Department Ltd, Trading as – Coopers of Stortford

D.S.B. LD, 160 Bd. De Fourmies, 59100 Roubaix, France

 0330 331 0300

 enquiries@coopersofstortford.co.uk

 <https://www.coopersofstortford.co.uk>


DE/FR/CZ/SK :

3Pagen

Hergestellt für 3Pagen

Sankt-Joeris-Strasse 16-28

53477 Alsdorf

 +49 (0) 2404/980-204

 kontakt@3pagen.de

 www.3pagen.de

