

# Sleep Noise Machine

Item No: P984

## Instructions for Use

v001: 18/08/25

Please read and retain these instructions for future reference

# JAVA

wellness



**Power Details:** Battery Type & details:3.7V Lithium battery 400mAh included  
Voltage details: 5V/500MA

**Accessories:** 1x USB cable.

**Please read this instruction manual thoroughly before starting and ensure you are familiar with the operation of your new Sleep Noise Machine.**

### Charging

When plugging in the USB cable, a red light will turn on.  
When fully charged the red light will turn off.

Charging time: 1-2 hrs.

Usage time: 3 hrs.

### Controls











Long Press the Power/LED Button to turn it On and Off, default Play “Forest” sound, Led slow pulse;

Short press to change the Led light in three modes:




Pulsing light-- Constant Light—Light Off

**Select your desired sound then the timer setting.**

## Sound Function:

	Press for ocean sound
	Press for forest sound
	Press for rain sound
	Press for relax music
	Press for calm music
	Press for white noise
	Long Press button to lower volume
	Long Press button to increase volume

## Timer Function:

	Press once the Timer Button icon for 15MIN countdown
	Press twice the Timer Button icon for 30MIN countdown
	Press three times the Timer Button icon for 60MIN countdown

## WARNINGS AND SAFETY INSTRUCTIONS:

WHEN USING ANY APPLIANCE, BASIC SAFETY PRECAUTIONS SHOULD ALWAYS BE FOLLOWED:

- READ ALL INSTRUCTIONS BEFORE USE.
- FOR DOMESTIC INDOOR USE ONLY.
- NOT FOR COMMERCIAL USE.
- BEFORE USE, CHECK THOROUGHLY FOR ANY DEFECTS AND DO NOT USE IF DEFECTS ARE FOUND. TAKE CARE NOT TO DROP THE APPLIANCE AS HEAVY IMPACTS MAY CAUSE INTERNAL DAMAGE.

- THE USE OF ANY ACCESSORY OR ATTACHMENTS NOT RECOMMENDED BY COOPERS OF STORTFORD MAY CAUSE INJURIES AND INVALIDATE ANY WARRANTY YOU MAY HAVE.
- DO NOT PLACE ON OR NEAR HEAT SOURCES.
- DO NOT COVER THE ITEM IN ANY WAY WHEN IN USE AS THIS MAY CAUSE OVERHEATING.
- DO NOT USE THIS APPLIANCE FOR ANY OTHER USE THAN THE INTENDED USE IT IS DESIGNED FOR.
- DO NOT LEAVE SWITCHED ON OR UNATTENDED.

## BATTERIES

- **BATTERY WARNING: KEEP OUT OF REACH OF CHILDREN. IF SWALLOWED OR PLACED INSIDE ANY PART OF THE BODY SEEK IMMEDIATE MEDICAL ATTENTION.**
- INSTALL BATTERIES IN ACCORDANCE WITH ITS POLARITY SYMBOLS. DO NOT FIT BATTERIES IN REVERSE.
- DO NOT SHORT CIRCUIT THE BATTERY TERMINALS.
- REMOVE THE BATTERIES IF LEFT FOR LONG PERIODS.
- **KEEP BATTERIES AWAY FROM CHILDREN AND PETS.**
- DO NOT MIX USED AND NEW BATTERIES.
- **NEVER DISPOSE OF BATTERIES IN A FIRE.**
- BATTERY DISPOSAL, SPENT OR EXPIRED BATTERIES MUST BE DISPOSED OF AND RECYCLED IN COMPLIANCE WITH YOUR LOCAL AUTHORITY REGULATIONS.
- FOLLOW THE BATTERY MANUFACTURER’S SAFETY, USAGE, AND DISPOSAL INSTRUCTIONS.

## CARE AND CLEANING INSTRUCTIONS


- ALWAYS SWITCH OFF AND REMOVE BATTERIES BEFORE CLEANING.
- DO NOT IMMERSE IN WATER.
- DO NOT USE ABRASIVE CLEANERS OR SHARP UTENSILS TO CLEAN THIS APPLIANCE.
- WIPE SURFACES WITH A SOFT DRY CLOTH. DRY THOROUGHLY BEFORE FURTHER USE.
- STORE THE APPLIANCE IN A COOL, DRY PLACE.

## BATTERY DISPOSAL

- SPENT OR EXPIRED BATTERIES MUST BE DISPOSED SAFELY AWAY FROM CHILDREN ACCESS AND RECYCLED IN COMPLIANCE WITH YOUR LOCAL AUTHORITY REGULATIONS AND NOT DISPOSED IN GENERAL HOUSEHOLD WASTE.
- FOLLOW THE BATTERY MANUFACTURER’S SAFETY, USAGE, AND DISPOSAL INSTRUCTIONS.

## DISPOSAL

- We use recyclable or recycled packaging where possible.
- Please dispose of all packaging, paper, cartons in accordance with your local authority recycling regulations.
- At the end of the product’s lifespan please check with your local council authorised household waste recycling centre for disposal.
- Plastics, polybags – this is made from the following recyclable plastic.


Code & Symbol	 OTHER
Type of Plastic	ABS

**Distributed by / Verteilt durch / Distribué par/ Distribútor / Distribuuje.**


The Enterprise Department Ltd, Trading as Coopers of Stortford.

**UK address:** 11 Bridge Street, Bishops Stortford

Herts, UK, CM23 2JU


 0330 331 0300

 [enquiries@coopersofstortford.co.uk](mailto:enquiries@coopersofstortford.co.uk)

 <https://www.coopersofstortford.co.uk>

**The Enterprise Department Ltd, Trading as – Coopers of Stortford**

D.S.B. LD, 160 Bd. De Fourmies, 59100 Roubaix, France

 0330 331 0300

 [enquiries@coopersofstortford.co.uk](mailto:enquiries@coopersofstortford.co.uk)

 <https://www.coopersofstortford.co.uk>


DE/FR/CZ/SK :

**3Pagen**

Hergestellt für 3Pagen

Sankt-Joeris-Strasse 16-28

52477 Alsdorf

 +49 (0) 2404/980-204

 [kontakt@3pagen.de](mailto:kontakt@3pagen.de)

 [www.3pagen.de](http://www.3pagen.de)



Points de collecte sur [www.quefairedemesdechets.fr](http://www.quefairedemesdechets.fr)  
Privilégiez la réparation ou le don de votre appareil !

