

TALKING DIGITAL SCALES

Item No: P987

Instructions for Use

v001: 28/08/25

Please read and retain these instructions for future reference

java

wellness



**ALWAYS USE ALKALINE BATTERIES.
DO NOT USE LITHIUM BATTERIES.**

Power Details: Battery Type & details:4*AAA batteries
AAA battery Not Included

Please read this instruction manual thoroughly before starting and ensure you are familiar with the operation of your new TALKING DIGITAL SCALES.

Description:

This is a high precision talking electronic scale which includes high accuracy sensors. The scales weigh up to 400 lbs (180kgs) (28st) and measure in units of lbs, kgs and stone. They feature an LCD display screen which displays the measured weight .

Operation:

1. Place the scale on a flat, level surface.
2. Step on to the scale platform to start up device.
3. The scale will check the user's weight twice and lock the weight on the LCD display.
4. The voice function announces weight aloud.
5. Step off the scale platform for auto power off.

Changing the unit of measure:

To change the displayed unit of measure, press the MODE key (Black button) located on the under side of the scales. The LCD display will change from lbs, Kgs and stone each time the button is pressed.

NOTE:

Always weigh on a flat and level surface, free from vibrations. The corner of a room is usually the most stable. Avoid dropping your scale.

If you are experiencing issues with the scales, check the batteries to ensure they have a full charge. They may need to be changed to resume full accuracy.

Do not disassemble your scale. This product contains no user serviceable parts.

Troubleshooting:

- (1) Problem: Scale will not turn on - Solution: Check the batteries and change if necessary.
- (2) Problem: Displayed weight fluctuates randomly - Solution: Make sure the scale is on a flat level surface

Error Codes:

1. OUTZ - Zero range has shifted - the load cell may be permanently damaged due to overloading.
2. O-Ld. - Maximum capacity exceeded. Remove the extra weight to avoid damaging the load cell.

WARNINGS AND SAFETY INSTRUCTIONS:

WHEN USING ANY APPLIANCE, BASIC SAFETY PRECAUTIONS SHOULD ALWAYS BE FOLLOWED:

- READ ALL INSTRUCTIONS BEFORE USE.
- FOR DOMESTIC INDOOR USE ONLY.
- NOT FOR COMMERCIAL USE.
- BEFORE USE, CHECK THOROUGHLY FOR ANY DEFECTS AND DO NOT USE IF DEFECTS ARE FOUND. TAKE CARE NOT TO DROP THE APPLIANCE AS HEAVY IMPACTS MAY CAUSE INTERNAL DAMAGE.
- THE USE OF ANY ACCESSORY OR ATTACHMENTS NOT RECOMMENDED BY COOPERS OF STORTFORD MAY CAUSE INJURIES AND INVALIDATE ANY WARRANTY YOU MAY HAVE.
- DO NOT PLACE ON OR NEAR HEAT SOURCES.
- DO NOT COVER THE ITEM IN ANY WAY WHEN IN USE AS THIS MAY CAUSE OVERHEATING.
- DO NOT USE THIS APPLIANCE FOR ANY OTHER USE THAN THE INTENDED USE IT IS DESIGNED FOR.
- DO NOT LEAVE SWITCHED ON OR UNATTENDED.

BATTERIES

- **ALWAYS USE ALKALINE BATTERIES. DO NOT USE LITHIUM BATTERIES.**
- **BATTERY WARNING: KEEP OUT OF REACH OF CHILDREN. IF SWALLOWED OR PLACED INSIDE ANY PART OF THE BODY SEEK IMMEDIATE MEDICAL ATTENTION.**
- INSTALL BATTERIES IN ACCORDANCE WITH ITS POLARITY SYMBOLS. DO NOT FIT BATTERIES IN REVERSE.
- ENSURE THE BATTERY COMPARTMENT IS RE-SECURED SECURING DEVICE.
- DO NOT SHORT CIRCUIT THE BATTERY TERMINALS.
- REMOVE THE BATTERIES IF LEFT FOR LONG PERIODS.
- **KEEP BATTERIES AWAY FROM CHILDREN AND PETS.**
- DO NOT MIX USED AND NEW BATTERIES.
- **NEVER DISPOSE OF BATTERIES IN A FIRE.**
- BATTERY DISPOSAL, SPENT OR EXPIRED BATTERIES MUST BE DISPOSED OF AND RECYCLED IN COMPLIANCE WITH YOUR LOCAL AUTHORITY REGULATIONS.
- FOLLOW THE BATTERY MANUFACTURER'S SAFETY, USAGE, AND DISPOSAL INSTRUCTIONS.

CARE AND CLEANING INSTRUCTIONS

- ALWAYS SWITCH OFF AND REMOVE BATTERIES BEFORE CLEANING.
- DO NOT IMMERSE IN WATER.
- DO NOT USE ABRASIVE CLEANERS OR SHARP UTENSILS TO CLEAN THIS APPLIANCE.
- WIPE SURFACES WITH A SOFT DRY CLOTH. DRY THOROUGHLY BEFORE FURTHER USE.
- STORE THE APPLIANCE IN A COOL, DRY PLACE.

BATTERY DISPOSAL

- SPENT OR EXPIRED BATTERIES MUST BE DISPOSED SAFELY AWAY FROM CHILDREN ACCESS AND RECYCLED IN COMPLIANCE WITH YOUR LOCAL AUTHORITY REGULATIONS AND NOT DISPOSED IN GENERAL HOUSEHOLD WASTE.
- FOLLOW THE BATTERY MANUFACTURER'S SAFETY, USAGE, AND DISPOSAL INSTRUCTIONS.



DISPOSAL

We use recyclable or recycled packaging where possible

Please dispose of all packaging in accordance with your local authority's recycling regulations

At the end of the product's lifespan check with your local council authorized household waste recycling centre for disposal.

Plastic Polybags – this is made from the following recyclable plastic.


Code & Symbol	 HDPE	 PETE
Type of Plastic	High-Density Polyethylene	Polyethylene Terephthalate

Distributed by / Verteilt durch / Distribué par/ Distribútor / Distribuuje.

The Enterprise Department Ltd, Trading as Coopers of Stortford.

UK address: 11 Bridge Street, Bishops Stortford, Herts, UK, CM23 2JU

EU address: D.S.B. LD, 160 Bd. De Fourmies, 59100 Roubaix, France

 0330 331 0300

 enquiries@coopersofstortford.co.uk


 <https://www.coopersofstortford.co.uk>

3Pagen

Hergestellt für 3Pagen

Sankt-Joeris-Strasse 16-28

52477 Alsdorf

 +49 (0) 2404/980-204

 kontakt@3pagen.de

 www.3pagen.de



Points de collecte sur www.quefairedemesdechets.fr
Privilégiez la réparation ou le don de votre appareil !