

## BLADELESS BEDSIDE FAN WITH NIGHT LIGHT

Item No: R159/746870

Instructions for Use v002: 26/01/26

Please read and retain these instructions for future reference

**BERGSTRÖM**



**Power Details:** Voltage details: DC5V

**Accessories:** 1\*USB cable, 1\*funnel

**Please read this instruction manual thoroughly before starting and ensure you are familiar with the operation of your new BLADELESS BEDSIDE FAN WITH NIGHT LIGHT.**

### **Introduction**

This must be plugged in using the USB cable provided, it is not rechargeable.

### **Speed setting control:**

1. Press the power button to turn on the fan.
2. Short press the Speed setting to cycle through each power settings 1 - 6.

### **Timing function:**

1. Short press the timer button and cycle through how long the Fan will remain on for before automatically turning off.
  - 1 will remain on for 1 hour then automatically turn off.
  - 2 will remain on for 2 hours then automatically turn off.
  - Etc.

### **Humidification function switch:**

After turning on, short press the Humidification button to turn on/off the humidification function.

This will periodically spray water mist.

### **Atmosphere light switch:**

After turning on, press the lighting button to turn off/on the ambient light function.

## Filling the water reservoir

Unplug the USB cable, twist the water reservoir cap off, and fill with water using the funnel provided.

Replace the water reservoir cap back on, making sure to twist until in the locked position.

Plug back in the USB cable.

## **WARNINGS AND SAFETY INSTRUCTIONS:**

WHEN USING ELECTRICAL APPLIANCES, BASIC SAFETY PRECAUTIONS SHOULD ALWAYS BE FOLLOWED:

- READ ALL INSTRUCTIONS BEFORE USE.
- FOR DOMESTIC INDOOR USE ONLY.
- DO NOT USE OUTDOORS OR FOR COMMERCIAL USE.
- ONLY USE WITH THE USB CABLE SUPPLIED.
- **DO NOT** USE ANY OTHER USB CABLE AS THIS MAY CAUSE DAMAGE AND INVALIDATES ANY WARRANTY YOU MAY HAVE.
- BEFORE USE, CHECK THOROUGHLY FOR ANY DEFECTS AND DO NOT USE IF DEFECTS ARE FOUND. TAKE CARE NOT TO DROP THE APPLIANCE AS HEAVY IMPACTS MAY CAUSE INTERNAL DAMAGE.
- BEFORE USE, CHECK THOROUGHLY FOR ANY DEFECTS AND DO NOT USE IF DEFECTS ARE FOUND. TAKE CARE NOT TO DROP THE APPLIANCE AS HEAVY IMPACTS MAY CAUSE INTERNAL DAMAGE.
- BEFORE CONNECTING THE APPLIANCE, CHECK IF THE VOLTAGE INDICATED ON THE BOTTOM OF THE APPLIANCE IS IN ACCORDANCE WITH THE MAINS VOLTAGE IN YOUR HOME.
- CHECK THE APPLIANCE AND POWER CABLE CAREFULLY FOR DAMAGE BEFORE EACH USE.
- THIS APPLIANCE CAN BE USED BY CHILDREN AGED FROM 10 YEARS AND ABOVE, AND PERSONS WITH REDUCED PHYSICAL, SENSORY OR MENTAL CAPABILITIES OR LACK OF EXPERIENCE AND KNOWLEDGE IF THEY HAVE BEEN GIVEN SUPERVISION OR INSTRUCTION CONCERNING USE OF THE APPLIANCE IN A SAFE WAY AND UNDERSTAND THE HAZARDS INVOLVED. CHILDREN SHALL NOT PLAY WITH THE APPLIANCE. CLEANING AND USER MAINTENANCE SHALL NOT BE MADE BY CHILDREN WITHOUT SUPERVISION.
- CHILDREN OF LESS THAN 3 YEARS SHOULD BE KEPT AWAY UNLESS CONTINUOUSLY SUPERVISED.
- THE USE OF ANY ACCESSORY OR ATTACHMENTS NOT RECOMMENDED AS MAY CAUSE INJURIES AND INVALIDATE ANY WARRANTY YOU MAY HAVE.
- DO NOT LET THE CABLE HANG OVER THE EDGE OF A TABLE OR COUNTER, OR TOUCH HOT SURFACES.
- DO NOT PLACE ON OR NEAR HEAT SOURCES.
- DO NOT COVER THE ITEM IN ANY WAY WHEN IN USE AS THIS MAY CAUSE OVERHEATING.
- DO NOT USE THIS APPLIANCE FOR ANY OTHER USE THAN THE INTENDED USE IT IS DESIGNED FOR.
- ENSURE THERE IS SUFFICIENT DISTANCE BETWEEN THIS APPLIANCE AND OTHER ITEMS ON THE WORK SURFACE OR WORKSTATION, OR SUFFICIENT DISTANCE BETWEEN THE APPLIANCE AND THE CONFINES OF THE AREA IN WHICH IT IS SITUATED. WE RECOMMEND A MINIMUM CLEARANCE AROUND ALL FACES OF AT LEAST 10CM.


- KEEP ITEM AT LEAST 1M AWAY FROM COMBUSTIBLE MATERIAL SUCH AS FURNITURE, CUSHIONS, BEDDING, PAPER, CLOTHES, CURTAINS ETC.
- TO PROTECT AGAINST ELECTRIC SHOCK, DO NOT IMMERSE POWER CABLE, APPLIANCE, IN WATER OR ANY OTHER LIQUID.
- UNPLUG FROM OUTLET WHEN NOT IN USE AND BEFORE CLEANING.
- DO NOT OPERATE ANY APPLIANCE WITH A DAMAGED POWER CABLE OR AFTER THE APPLIANCE MALFUNCTIONS OR HAS BEEN DAMAGED IN ANY MANNER. WE RECOMMEND THAT THE POWER CABLE IS NOT KINKED OR STORED IN A TWISTED MANNER, AND THAT YOU REGULARLY CHECK ITS CONDITION.
- DO NOT LEAVE UNATTENDED.
- ALWAYS SWITCH OFF AFTER IF YOU HAVE TO LEAVE THE ROOM.
- ANY REPAIRS MUST BE CONDUCTED BY A QUALIFIED ELECTRICIAN OR ELECTRICAL SERVICE AGENT.

### CARE AND CLEANING INSTRUCTIONS

- Always switch off and unplug before cleaning.
- Do NOT immerse in water. Risk of electric shock.
- Do NOT use abrasive cleaners or sharp utensils to clean this appliance.
- Wipe surfaces with a soft dry cloth.
- Allow to dry thoroughly before further use.
- Store the appliance in a cool, dry place.

### DISPOSAL

- We use recyclable or recycled packaging where possible.
- Please dispose of all packaging, paper, cartons in accordance with your local authority recycling regulations.
- At the end of the product's lifespan please check with your local council authorised household waste recycling centre for disposal.
- Plastics, polybags – this is made from the following recyclable plastic.

Code & Symbol	 PETE
Type of Plastic	Polyethylene Terephthalate


- At the end of the product's lifespan please check with your local council authorised household waste recycling centre for disposal.

**Distributed by / Verteilt durch / Distribué par/ Distribútor / Distribuuje.**

The Enterprise Department Ltd, Trading as Coopers of Stortford.

**UK address:** 11 Bridge Street, Bishops Stortford

Herts, UK, CM23 2JU


 0330 331 0300

 [enquiries@coopersofstortford.co.uk](mailto:enquiries@coopersofstortford.co.uk)

 <https://www.coopersofstortford.co.uk>

**The Enterprise Department Ltd, Trading as – Coopers of Stortford**

D.S.B. LD, 160 Bd. De Fourmies, 59100 Roubaix, France

 0330 331 0300

 [enquiries@coopersofstortford.co.uk](mailto:enquiries@coopersofstortford.co.uk)

 <https://www.coopersofstortford.co.uk>


DE/FR/CZ/SK :

**3Pagen**

Hergestellt für 3Pagen

Sankt-Joeris-Strasse 16-28

52477 Alsdorf

 +49 (0) 2404/980-204

 [kontakt@3pagen.de](mailto:kontakt@3pagen.de)

 [www.3pagen.de](http://www.3pagen.de)



Points de collecte sur [www.quefairedemesdechets.fr](http://www.quefairedemesdechets.fr)  
Privilégiez la réparation ou le don de votre appareil !

