

10 LED Solar Festoon Lights

Item No: R164

Instructions for Use

v001: 02/12/25

Please read and retain these instructions for future reference

GAINSBOROUGH
Garden & Wildlife



Power Details: Battery 1 pc “AA” 1.2v 600Mah, Ni-MH, Rechargeable

ALWAYS POSITION THE SOLAR PANEL IN DIRECT SUNLIGHT

Accessories:

Leadwire:200cm

LED Space:20cm

Total L:400cm

CHARGING AND OPERATION:

1. Set switch (located on the back of solar case) to **“S (steady on)” OR “F (flash)”** position. Charge the solar panel by placing it **under direct sunlight for at least 8 hours.**
2. The light will work automatically. It will automatically charge under direct sunlight during the daytime and illuminate at night.

NOTE: To verify that the switch is correctly in the **“S” OR “F”** position, cover the solar panel with your hand and the light should turn on automatically.

WARNINGS AND SAFETY INSTRUCTIONS:

WHEN USING ANY APPLIANCE, BASIC SAFETY PRECAUTIONS SHOULD ALWAYS BE FOLLOWED:

- READ ALL INSTRUCTIONS BEFORE USE.
- FOR DOMESTIC OUTDOOR USE ONLY.
- BEFORE USE, CHECK THOROUGHLY FOR ANY DEFECTS AND DO NOT USE IF DEFECTS ARE FOUND. TAKE CARE NOT TO DROP THE APPLIANCE AS HEAVY IMPACTS MAY CAUSE INTERNAL DAMAGE.
- THE USE OF ANY ACCESSORY OR ATTACHMENTS NOT RECOMMENDED BY COOPERS OF STORTFORD MAY CAUSE INJURIES AND INVALIDATE ANY WARRANTY YOU MAY HAVE.
- REPLACE THE BATTERIES IF LEFT FOR LONG PERIODS OR NO LONGER CHARGING.



CHECK CORRECT POLARITY



DO NOT MIX NEW AND USED BATTERIES



DO NOT DISPOSE IN FIRE



SEEK MEDICAL ASSISTANCE IF SWALLOWED

- DO NOT SHORT CIRCUIT THE BATTERY TERMINALS.
- ENSURE THE BATTERY COMPARTMENT IS RE-SECURED BY THE SCREW OR SECURING DEVICE.
- BATTERY DISPOSAL: SPENT OR EXPIRED BATTERIES MUST BE DISPOSED OF AND RECYCLED IN COMPLIANCE WITH YOUR LOCAL AUTHORITY REGULATIONS.
- **KEEP BATTERIES AWAY FROM CHILDREN AND PETS.**

CARE AND CLEANING INSTRUCTIONS

- REGULARLY CHECK AND WIPE CLEAN THE SOLAR PANEL AND REMOVE ANY OBSTRUCTIONS.
- DO NOT USE ABRASIVE CLEANERS OR SHARP UTENSILS TO CLEAN THIS APPLIANCE.
- WIPE SURFACES WITH A SOFT DRY CLOTH. DRY THOROUGHLY BEFORE FURTHER USE.
- DO NOT IMMERSE IN WATER.
- STORE THE APPLIANCE IN A COOL, DRY PLACE.




DISPOSAL

We use recyclable or recycled packaging where possible

Please dispose of all packaging in accordance with your local authority's recycling regulations

At the end of the product's lifespan check with your local council authorized household waste recycling centre for disposal.

Plastic Polybags – this is made from the following recyclable plastic.

Code & Symbol			
Type of Plastic	Polypropylene	Polystyrene	Please Specify (includes ABS, Nylon)

Distributed by / Verteilt durch / Distribué par/ Distribútor / Distribuuje.

The Enterprise Department Ltd, Trading as Coopers of Stortford.

UK address: 11 Bridge Street, Bishops Stortford, Herts, UK, CM23 2JU

EU address: D.S.B. LD, 160 Bd. De Fourmies, 59100 Roubaix, France



0330 331 0300



enquiries@coopersofstortford.co.uk



<https://www.coopersofstortford.co.uk>

3Pagen

Hergestellt für 3Pagen

Sankt-Joeris-Strasse 16-28

52477 Alsdorf



+49 (0) 2404/980-204



kontakt@3pagen.de



www.3pagen.de

**UK
CA C E**

