

# 2 Wheel Wheelbarrow

11458


# Instructions for Use

Please read and retain these instructions for future reference

v003: 01/06/20



Max load 100kgs



## BOLT LIST:

- 8 x 50mm Bolts
- 8 x nut to suit 50mm bolts
- 8x small washer
- 8x split washer
- 2x large washer
- 2x split pins

## PARTS LIST:

- (A) Tray x 1
- (B) Axle Bracket x1
- (C) Legs x2
- (D) Handle x1
- (E) Leg brace x1
- (F) Axle x1
- (G) Wheels x2

## ASSEMBLY INSTRUCTIONS:

Caution: During assembly, put all bolts in lightly. Tighten all bolts firmly at the end.

\*Calls cost 7 pence per minute plus your telephone company's network access charge

Head Office, 11 Bridge Street,  
Bishop's Stortford CM23 2JU  
Tel: 0844 482 4400\*  
Fax: 01279 756 595  
[www.coopersofstortford.co.uk](http://www.coopersofstortford.co.uk)

**Coopers**  
OF STORTFORD



**Step 1:**  
Place tray (A) upside down.



**Step 2:**  
Position the axle bracket (B) on the tray. Ensure the tray bolts are aligned through the bolt holes of the axle bracket. Fasten with bolts.



**Step 3**  
Connect the legs (C) and the axle bracket (B). Fasten with bolts.



**Step 4**  
Connect handle (D) to the legs (C). Fasten to the tray (A) with bolts.



**Step 5**  
Position the leg brace (E) on the legs (C) and bolt together.



**Step 6**  
Put the axle (F) in the axle bracket (B). Attach the two wheels (G). Fasten the wheels to the axle with the large washer and split pins.

Tighten all bolts.



#### CARE AND CLEANING INSTRUCTIONS:

- Do NOT use abrasive cleaners or sharp utensils to clean this appliance.
- Wipe with a clean dry cloth.

## DISPOSAL

- Coopers of Stortford use recyclable or recycled packaging where possible.
- Please dispose of all packaging, paper, cartons, packaging in accordance with your local recycling regulations.
- Plastics, polybags – Contains the following recyclable plastic.



Code & Symbol	Type of Plastic	Commonly used for	Notes
 PP (product)	Polypropylene	Microwaveable food containers, yoghurt pots, butter tubs, disposable plates and cups	Commonly recycled and collected from household recycling bins (packaging tape itself not recyclable but does not interfere with cardboard)
 LDPE (bag)	Low Density Polyethylene	Shopping bags, bread bags, squeeze bottles, stretch/pallet wrap, bubble wrap, multi-pack can holders	Usually recyclable supermarket deposit points. Check other plastic films as any non-polythene film e.g. cling film, crisp packets film lids

- At the end of the product's lifespan please check with your local council authorised household waste recycling centre for disposal.