



V2

ANIMATED ASSEMBLY VIDEO
AVAILABLE ON YOUTUBE



Freya

2 SEATER BENCH

w1.19m x d0.77m x h1.06m CODE:33973

- ✓ Pressure Treated
- ✓ 10 Year Guarantee Against Rot
- ✓ Supplied Flat Packed
- ✓ Animated Assembly Video

**EASY
BUILD**

Designed for Easy Assembly
INSTRUCTIONS ON REVERSE

For the Animated Assembly video visit our Customer Service Support Hub by scanning the QR CODE or searching "Freya 2 Seater Bench Animated Assembly" on YouTube.



Pressure Treated & Guaranteed
Made with quality pressure treated timber & backed by a 10 Year Guarantee Against Rot



Flat Packed
Products are supplied flat packed with assembly instructions



Animated Assembly
This product has an online assembly video available



www.zestoutdoorliving.co.uk

01352 873555

sales@zestoutdoorliving.co.uk



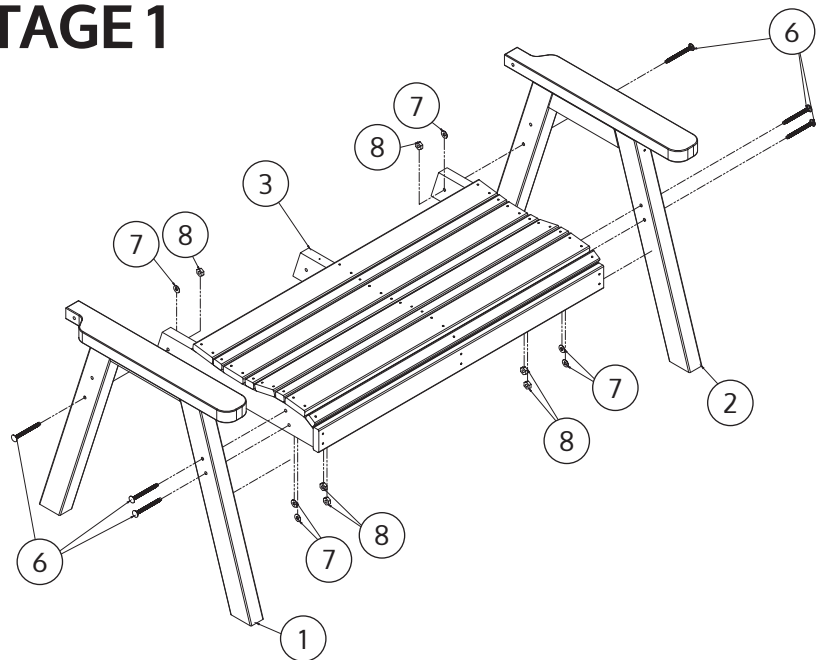
5 027003 003789 >

FREYA 2 SEATER BENCH


ASSEMBLY INSTRUCTION

Requires 1 person assembly
Tools required: 13mm Socket or Spanner, Pozi Screw driver. 3mm drill bit, all screw holes to be pre-drilled

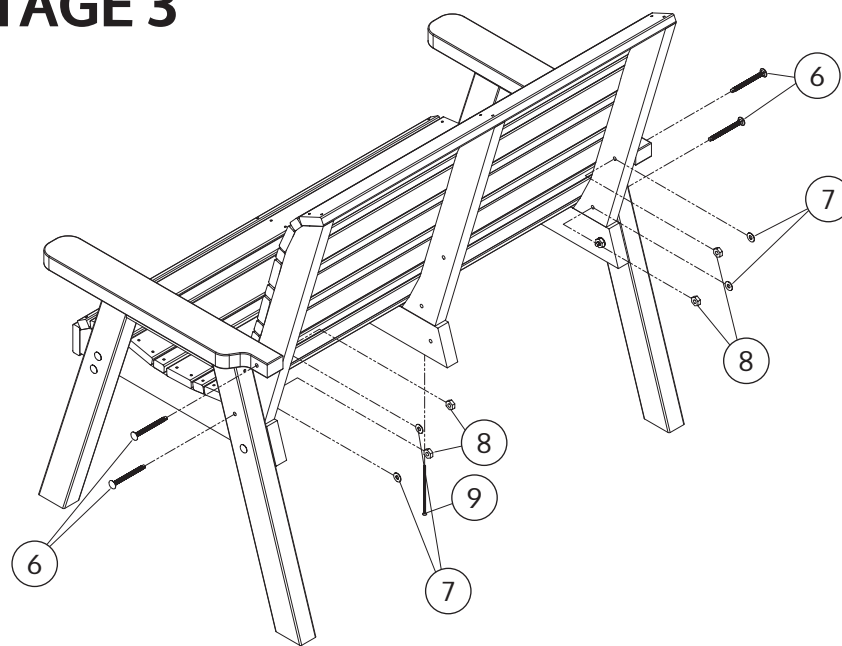
STAGE 1




STAGE 2



STAGE 3



STAGE 4



YOUR PRODUCT IS NOW COMPLETE

Timber is a unique and naturally beautiful material with its own characteristics which makes each piece distinctive.

At Zest we are committed to the environment and we are very proud to be a Forest Stewardship® Certified company. FSC®-C114990 and all timber used has been ethically sourced from responsibly managed forests.

Splits & cracks are to be expected in timber and they naturally appear in the grain due to changing temperatures and humidity levels. They are not a cause for concern as they will not affect the strength or durability of the product.

If a particular split or crack becomes visible and is of concern simply use the "2p Coin Test" as a guide. There is no need for concern if the coin will not fit. If the coin does fit in the split, potentially there may be an issue. In this case, in order for customer services to investigate the matter fully, it should be reported in writing to your retailer, along with a clear photograph showing the 2p coin in place.

"Here at Zest we take any complaint very seriously and each one is investigated individually and judged specifically using established guidelines to determine if it is a justified complaint and whether a replacement part is required."



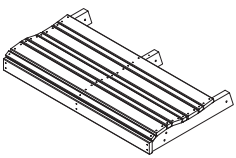
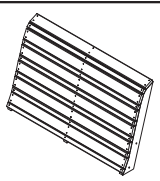




Customer Service Dept.

Knots are a natural characteristic of timber however a dead knot may be an issue which can be reported in writing to your retailer and must include photographic evidence to support the query.

Sun Bleaching (from packaging) is not a cause for concern and the product will fade over time when items are placed outdoors.

This will not affect the durability of the product.

PACK LIST

Part Number	Part Image	Part Description	Code	Part Quantity
1		Right Leg	35037	1
2		Left Leg	35035	1
3		Seat Base	35039	1
4		Seat Back	35040	1
5	Fixing kit		35256	1
6		M8 x 80mm Coach Bolt		10
7		M8 Washer		10
8		M8 Nut		10
9		120mm Screw		1

Please take a few moments to
check all pack contents listed

ANIMATED ASSEMBLY

EASY BUILD

Want to see how easy a Freya 2 Seater Bench is to build?

Head to our Zest YouTube channel or scan this QR code using your smart device to see our Freya 2 Seater Bench animated assembly video, making assembly even more manageable. To be used in conjunction with your assembly instructions, you can watch how each step comes together to create your Zest product. You can also head to our website to download a digital copy of your assembly instructions.

